
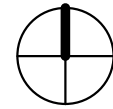


PROJECT LOCATION MAP



Facilities Admin. Building



PROJECT TEAM MEMBERS

Steering Committee Members:

John DuConge, Construction Project Mgr Sr, Georgia Tech Office of Facilities Management
 Ricky Rowe, APA, Sr. Educational Facilities Planner, GT Capital Planning & Space Management
 Derek Grice, Associate Athletic Director, GT Athletic Association
 Andy Blanton, Director of Video Operations, GT Athletic Association
 Glenn Hickman, RCDD, Georgia Tech OIT

Consultant Team Members:

Jim Winer, Make3 architecture/planning/design
 Janice Fung, Make3 architecture/planning/design
 Josh Shabler, Comprehensive Technical Group (CTG), Technical Consultant
 Tim North, Johnson, Spellman & Associates, Inc., M/P/FP Engineering
 Gabe Park, Johnson, Spellman & Associates, Inc., M/P/FP Engineering
 Atiler Gursoy, Johnson, Spellman & Associates, Inc., M/P/FP Engineering
 Wayne Patton, Barnett Consulting Engineers, Electrical Engineering
 Gus Scheffer, Williamson & Associates, Waterproofing Consultant
 Terry Dickerson, Palacio Collaborative, Cost Estimator

INDEX OF DRAWINGS

0	COVER	E1	PRELIM - ONE LINE DIAGRAM
A1	FIRST FLOOR DEMO PLAN	E2	PRELIM - ONE LINE DIAGRAM
A2	SECOND FLOOR DEMO PLAN	E3	FIRST FLOOR ELECTRICAL PLAN
A3	FIRST FLOOR PLAN	E4	SECOND FLOOR ELECTRICAL PLAN
A4	SECOND FLOOR PLAN	M201	FIRST FLOOR HVAC PLAN
A5	FIRST FLOOR RCP	M202	SECOND FLOOR HVAC PLAN
A6	SECOND FLOOR RCP	M203	ROOF FLOOR HVAC PLAN
A7	ROOF PLAN	P101	FIRST FLOOR PLUMBING PLAN - DEMO
A8	SOUTH & WEST ELEVATIONS - ADD ALTERNATE 1 FACADE IMPROVEMENTS	P102	SECOND FLOOR PLUMBING PLAN - DEMO
A9	NORTH & EAST ELEVATIONS - ADD ALTERNATE 1 FACADE IMPROVEMENTS	P201	FIRST FLOOR PLUMBING PLAN - NEW WORK
A10	SW PERSPECTIVE - CORRUGATED METAL PANEL OPTION	P202	SECOND FLOOR PLUMBING PLAN - NEW WORK
A11	SW PERSPECTIVE - GREEN SCREEN OPTION		
A12	SW LOADING PERSPECTIVE - CORRUGATED METAL PANEL OPTION		
A13	SW LOADING PERSPECTIVE - GREEN SCREEN OPTION		
A14	WEST PERSPECTIVE - GREEN SCREEN OPTION		
A15	SOUTH PERSPECTIVE - GREEN SCREEN OPTION		
A16	FIRST FLOOR PLAN - BASELINE FACADE IMPROVEMENTS		
A17	SECOND FLOOR - BASELINE FACADE IMPROVEMENT		
A18	SOUTH ELEVATION - BASELINE IMPROVEMENTS		
A19	WEST ELEVATION - BASELINE IMPROVEMENTS		
A20	NORTH ELEVATION - BASELINE IMPROVEMENTS		
A21	EAST ELEVATION - BASELINE IMPROVEMENTS		
A22	DOOR SCHEDULE		
A23	FINISH SCHEDULE		



ACC Network Ops Center
 #32 Facilities Admin. Bldg.

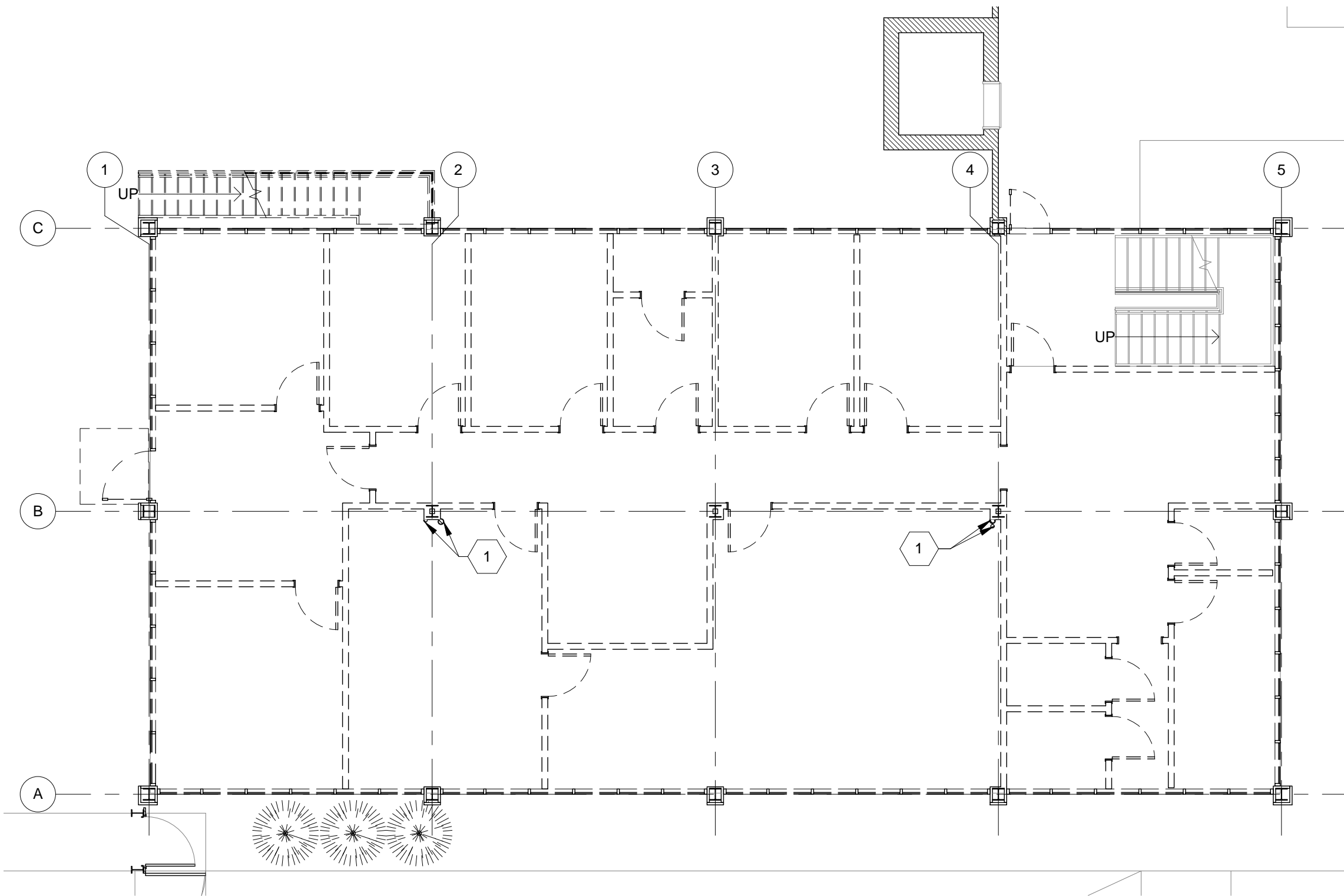
Make3 Project No. 201707 | GT Project No.
 May 26, 2017

COVER

0





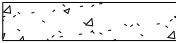





1075 Brady Avenue NW | 404.876.5510
 Atlanta, Georgia 30318 | make3arch.com



FIRST FLOOR DEMOLITION PLAN

1/8" = 1'-0"

GENERAL NOTES	
1.	SEE OUTLINE SPECIFICATIONS FOR ADDITIONAL INFORMATION.
2.	SEE ADD ALTERNATES LIST FOR ADDITIONAL INFORMATION.
3.	BASE BID FACADE: EXTERIOR STOREFRONT FRAMING TO REMAIN. ALUMINUM PANELS AND GLASS TO BE MODIFIED AS SHOWN. SEE BASE BID ELEVATION MARKUPS.
LEGEND	
	EXISTING TO REMAIN
	TO BE DEMOLISHED
	NEW PARTITION
	RAISED ACCESS FLOOR: 6" TYPICAL; 3" AT FRONT OF CONTROL ROOMS A & B. 3" IN BACK OF CONTROL ROOM C.
	SEALED CONCRETE
	PORCELAIN TILE, THIN SET TILE, EPOXY GROUT
	WALK-OFF MAT
	ACM PANEL @ WALLS/ ROOF/ PARAPET
SHEET NOTES	
1.	EXISTING RAIN LEADERS AND SANITARY DROPS TO REMAIN. COVER IN TBD JACKET.
2.	BASE BID: REMOVE EXISTING STAIR AND STORE FOR RELOCATION TO WEST FACADE.
3.	EXISTING FLOOR TO REMAIN.
4.	MODIFY EXISTING STAIR RAIL, SEE SPECS.
5.	EXISTING STAIR RELOCATED. SEE ADD ALTERNATE STAIR.
6.	ADDITION TO HOUSE GAS, WATER, AND STANDPIPE.
7.	EXTENT OF CYC BASE RADIUS, INSIDE CORNERS TO 12' AFF.
8.	NEW STAINLESS STEEL HANDRAIL.
9.	STAINLESS STEEL ENCLOSURE - SEE ELECTRICAL.



ACC Network Ops Center
#32 Facilities Admin. Bldg.

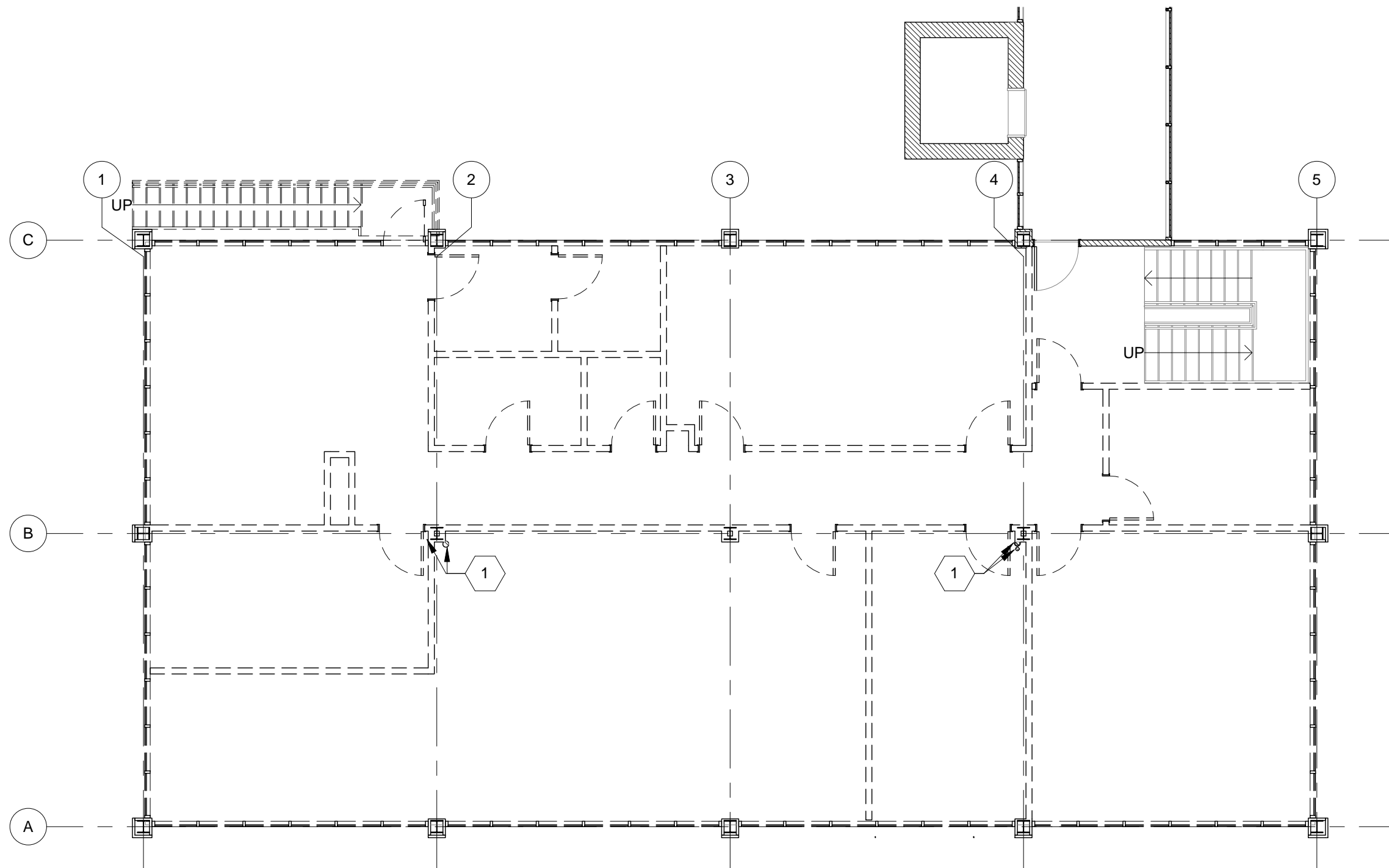
Make3 Project No. 201707 | GT Project No.
May 26, 2017





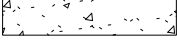



FIRST FLOOR DEMO PLAN

A1



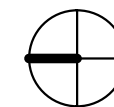
1075 Brady Avenue NW | 404.876.5510
Atlanta, Georgia 30318 | www.make3arch.com



GENERAL NOTES	
1.	SEE OUTLINE SPECIFICATIONS FOR ADDITIONAL INFORMATION.
2.	SEE ADD ALTERNATES LIST FOR ADDITIONAL INFORMATION.
3.	BASE BID FACADE: EXTERIOR STOREFRONT FRAMING TO REMAIN. ALUMINUM PANELS AND GLASS TO BE MODIFIED AS SHOWN. SEE BASE BID ELEVATION MARKUPS.
LEGEND	
	EXISTING TO REMAIN
	TO BE DEMOLISHED
	NEW PARTITION
	RAISED ACCESS FLOOR: 6" TYPICAL; 3" AT FRONT OF CONTROL ROOMS A & B. 3" IN BACK OF CONTROL ROOM C.
	SEALED CONCRETE
	PORCELAIN TILE, THIN SET TILE, EPOXY GROUT
	WALK-OFF MAT
	ACM PANEL @ WALLS/ ROOF/ PARAPET
SHEET NOTES	
1.	EXISTING RAIN LEADERS AND SANITARY DROPS TO REMAIN. COVER IN TBD JACKET.
2.	BASE BID: REMOVE EXISTING STAIR AND STORE FOR RELOCATION TO WEST FACADE.
3.	EXISTING FLOOR TO REMAIN.
4.	MODIFY EXISTING STAIR RAIL, SEE SPECS.
5.	EXISTING STAIR RELOCATED. SEE ADD ALTERNATE STAIR.
6.	ADDITION TO HOUSE GAS, WATER, AND STANDPIPE.
7.	EXTENT OF CYC BASE RADIUS, INSIDE CORNERS TO 12' AFF.
8.	NEW STAINELSS STEEL HANDRAIL.
9.	STAINLESS STEEL ENCLOSURE - SEE ELECTRICAL.

SECOND FLOOR DEMOLITION FLOOR PLAN

1/8" = 1'-0"



ACC Network Ops Center
#32 Facilities Admin. Bldg.

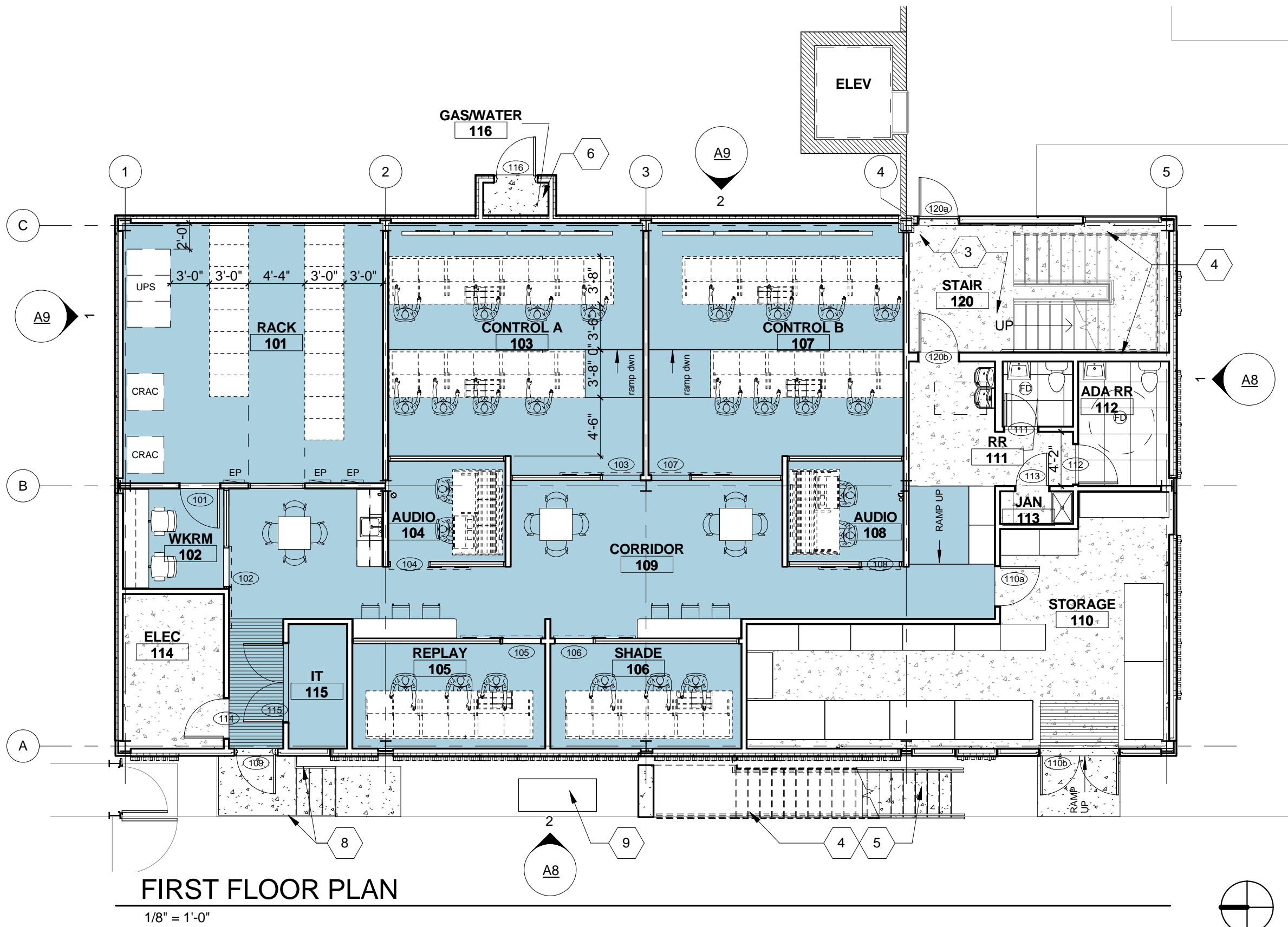
Make3 Project No. 201707 | GT Project No.
May 26, 2017

SECOND FLOOR DEMO PLAN

A2



1075 Brady Avenue NW | 404.876.5510
Atlanta, Georgia 30318 | www.make3arch.com



FIRST FLOOR PLAN

1/8" = 1'-0"

GENERAL NOTES	
1.	SEE OUTLINE SPECIFICATIONS FOR ADDITIONAL INFORMATION.
2.	SEE ADD ALTERNATES LIST FOR ADDITIONAL INFORMATION.
3.	BASE BID FACADE: EXTERIOR STOREFRONT FRAMING TO REMAIN. ALUMINUM PANELS AND GLASS TO BE MODIFIED AS SHOWN. SEE BASE BID ELEVATION MARKUPS.

LEGEND	
	EXISTING TO REMAIN
	TO BE DEMOLISHED
	NEW PARTITION
	RAISED ACCESS FLOOR: 6" TYPICAL; 3" AT FRONT OF CONTROL ROOMS A & B. 3" IN BACK OF CONTROL ROOM C.
	SEALED CONCRETE
	PORCELAIN TILE, THIN SET TILE, EPOXY GROUT
	WALK-OFF MAT
	ACM PANEL @ WALLS/ ROOF/ PARAPET

SHEET NOTES	
1.	EXISTING RAIN LEADERS AND SANITARY DROPS TO REMAIN. COVER IN TBD JACKET.
2.	BASE BID: REMOVE EXISTING STAIR AND STORE FOR RELOCATION TO WEST FACADE.
3.	EXISTING FLOOR TO REMAIN.
4.	MODIFY EXISTING STAIR RAIL, SEE SPECS.
5.	EXISTING STAIR RELOCATED. SEE ADD ALTERNATE STAIR.
6.	ADDITION TO HOUSE GAS, WATER, AND STANDPIPE.
7.	EXTENT OF CYC BASE RADIUS, INSIDE CORNERS TO 12' AFF.
8.	NEW STAINELSS STEEL HANDRAIL.
9.	STAINLESS STEEL ENCLOSURE - SEE ELECTRICAL.



ACC Network Ops Center
#32 Facilities Admin. Bldg.

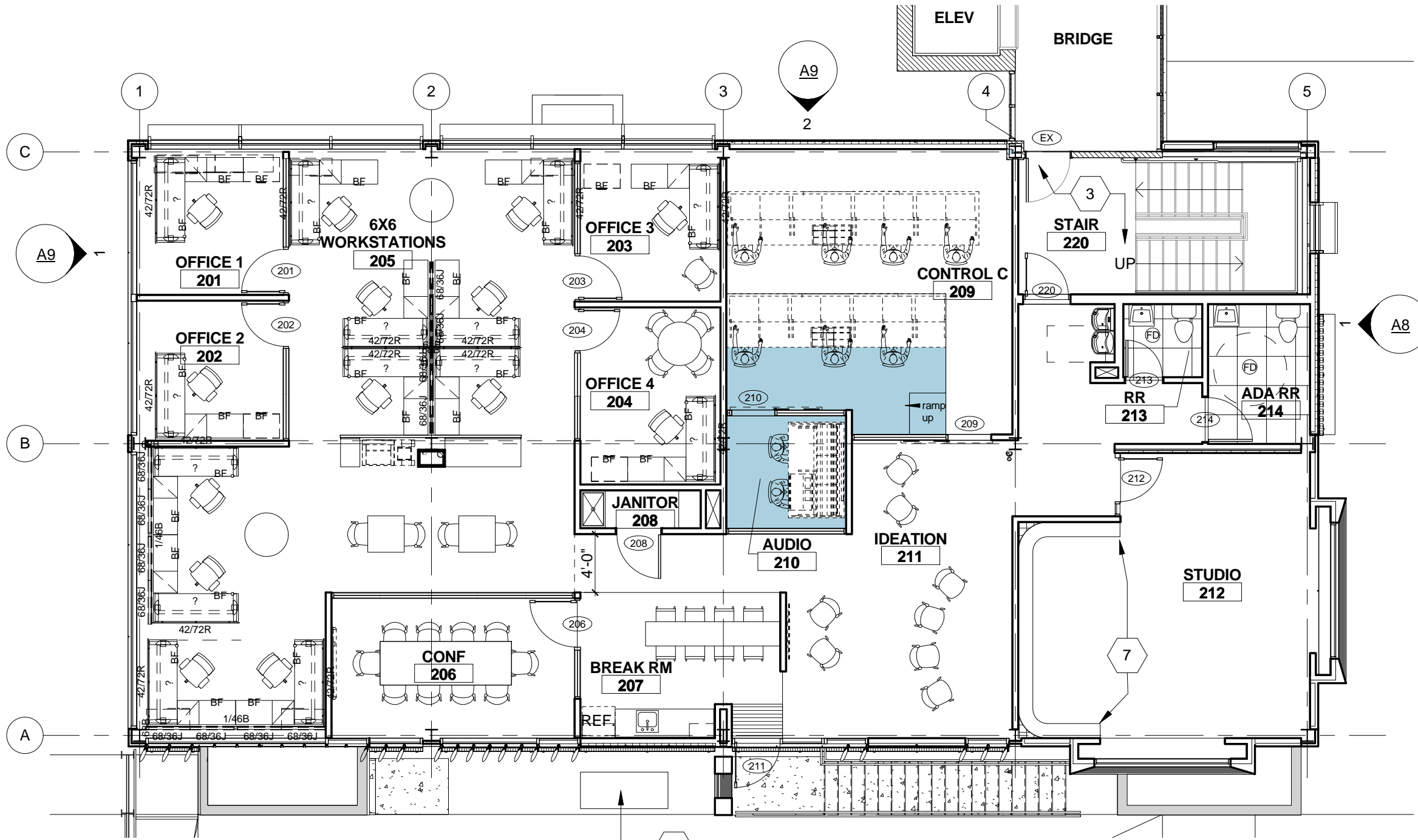
Make3 Project No. 201707 | GT Project No.
May 26, 2017

FIRST FLOOR PLAN

A3



1075 Brady Avenue NW
Atlanta, Georgia 30318 | 404.876.5510
www.make3arch.com



SECOND FLOOR PLAN

1/8" = 1'-0"

GENERAL NOTES	
1.	SEE OUTLINE SPECIFICATIONS FOR ADDITIONAL INFORMATION.
2.	SEE ADD ALTERNATES LIST FOR ADDITIONAL INFORMATION.
3.	BASE BID FACADE: EXTERIOR STOREFRONT FRAMING TO REMAIN. ALUMINUM PANELS AND GLASS TO BE MODIFIED AS SHOWN. SEE BASE BID ELEVATION MARKUPS.
LEGEND	
	EXISTING TO REMAIN
	TO BE DEMOLISHED
	NEW PARTITION
	RAISED ACCESS FLOOR: 6" TYPICAL; 3" AT FRONT OF CONTROL ROOMS A & B. 3" IN BACK OF CONTROL ROOM C.
	SEALED CONCRETE
	PORCELAIN TILE, THIN SET TILE, EPOXY GROUT
	WALK-OFF MAT
	ACM PANEL @ WALLS/ ROOF/ PARAPET
SHEET NOTES	
1.	EXISTING RAIN LEADERS AND SANITARY DROPS TO REMAIN. COVER IN TBD JACKET.
2.	BASE BID: REMOVE EXISTING STAIR AND STORE FOR RELOCATION TO WEST FACADE.
3.	EXISTING FLOOR TO REMAIN.
4.	MODIFY EXISTING STAIR RAIL, SEE SPECS.
5.	EXISTING STAIR RELOCATED. SEE ADD ALTERNATE STAIR.
6.	ADDITION TO HOUSE GAS, WATER, AND STANDPIPE.
7.	EXTENT OF CYC BASE RADIUS, INSIDE CORNERS TO 12' AFF.
8.	NEW STAINLESS STEEL HANDRAIL.
9.	STAINLESS STEEL ENCLOSURE - SEE ELECTRICAL.



ACC Network Ops Center
#32 Facilities Admin. Bldg.

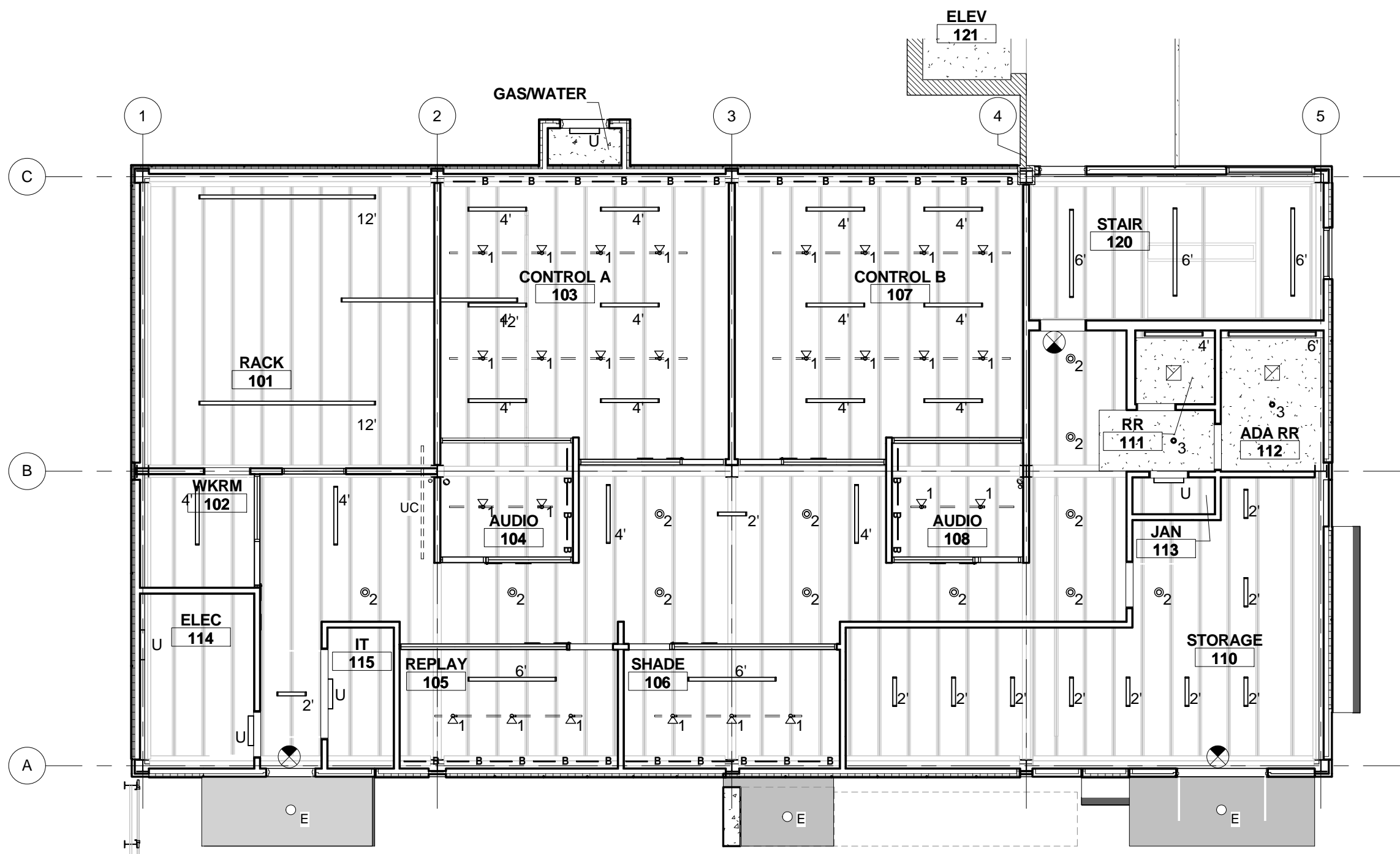
Make3 Project No. 201707 | GT Project No.
May 26, 2017

SECOND FLOOR PLAN

A4



1075 Brady Avenue NW Atlanta, Georgia 30318 404.876.5510 make3arch.com








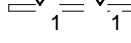





FIRST FLOOR RCP

1/8" = 1'-0"

GENERAL NOTES

1. SEE OUTLINE SPECIFICATIONS FOR ADDITIONAL INFORMATION.
2. SEE ADD ALTERNATES LIST FOR ADDITIONAL INFORMATION.
3. ALL ROOMS ARE OPEN TO STRUCTURE, UNO.

RCP LEGEND

-  GYPSUM CEILING @ 8'-0" AFF
-  BIAS LIGHT (BEHIND MONITORS)
-  UNDERCABINET
UC
-  WALL MOUNTED UTILITY
-  DIRECT/INDIRECT LED LINEAR PENDANT;
LENGTH NOTED
-  TRACK/ NARROW BEAM
-  DIRECT/INDIRECT LED PENDANT
-  RECESSED DOWNLIGHT
-  EXTERIOR
-  EXHUAUST FAN
-  EXIT SIGN



ACC Network Ops Center
#32 Facilities Admin. Bldg.

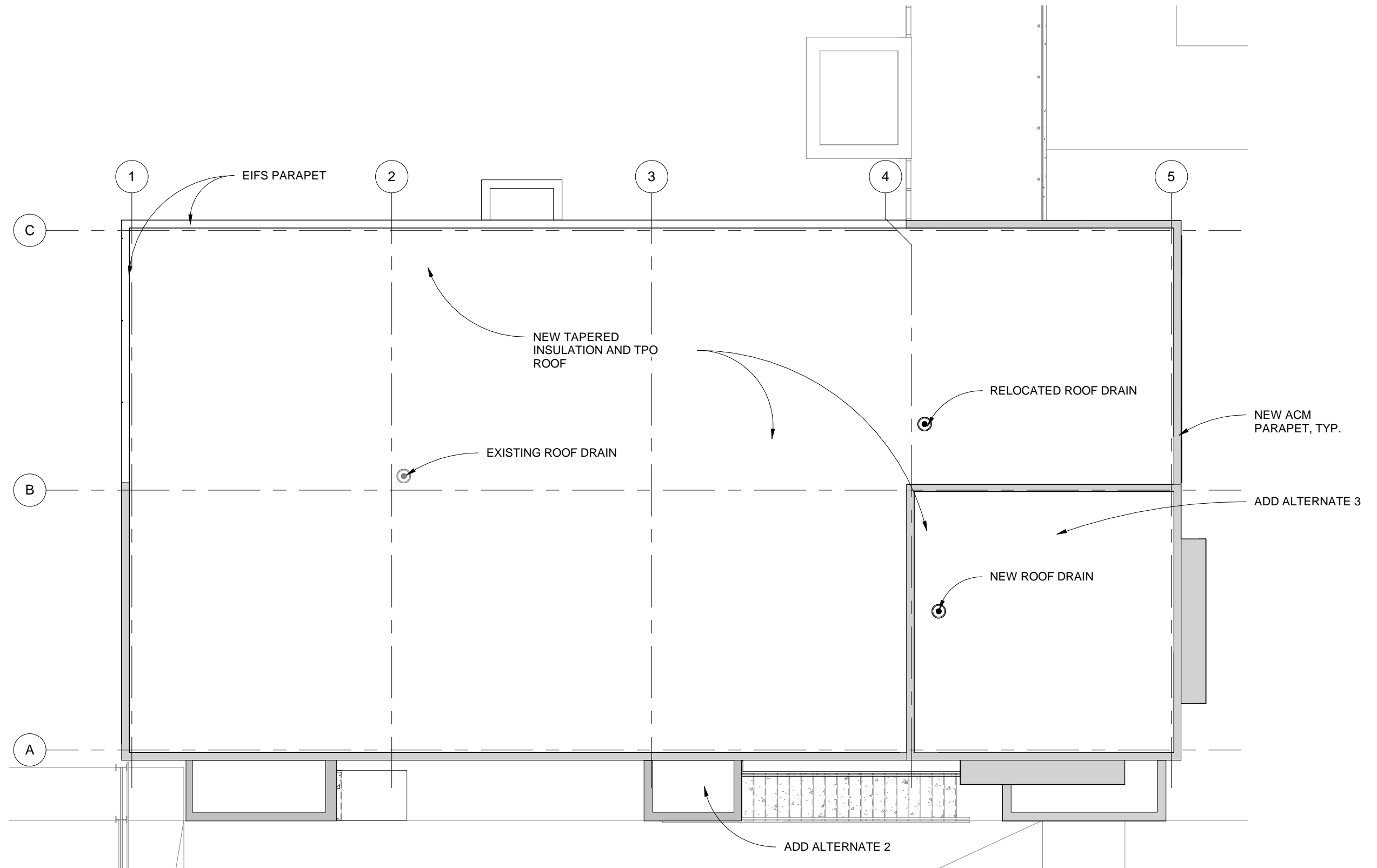
Make3 Project No. 201707 | GT Project No.
May 26, 2017

FIRST FLOOR RCP

A5



1075 Brady Avenue NW | 404.876.5510
Atlanta, Georgia 30318 | make3arch.com



1 ROOF PLAN
A7 1/8" = 1'-0"



ACC Network Ops Center
#32 Facilities Admin. Bldg.

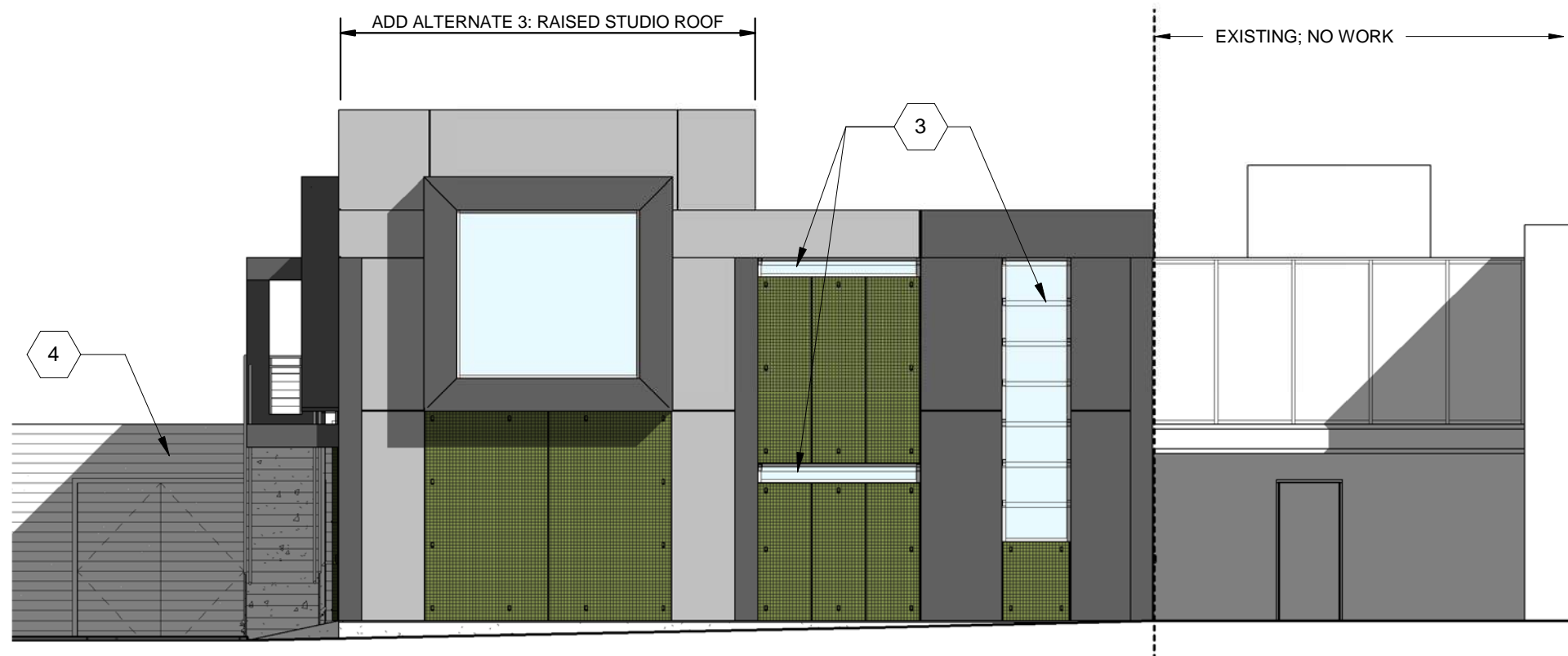
Make3 Project No. 201707 | GT Project No.
May 26, 2017

ROOF PLAN

A7

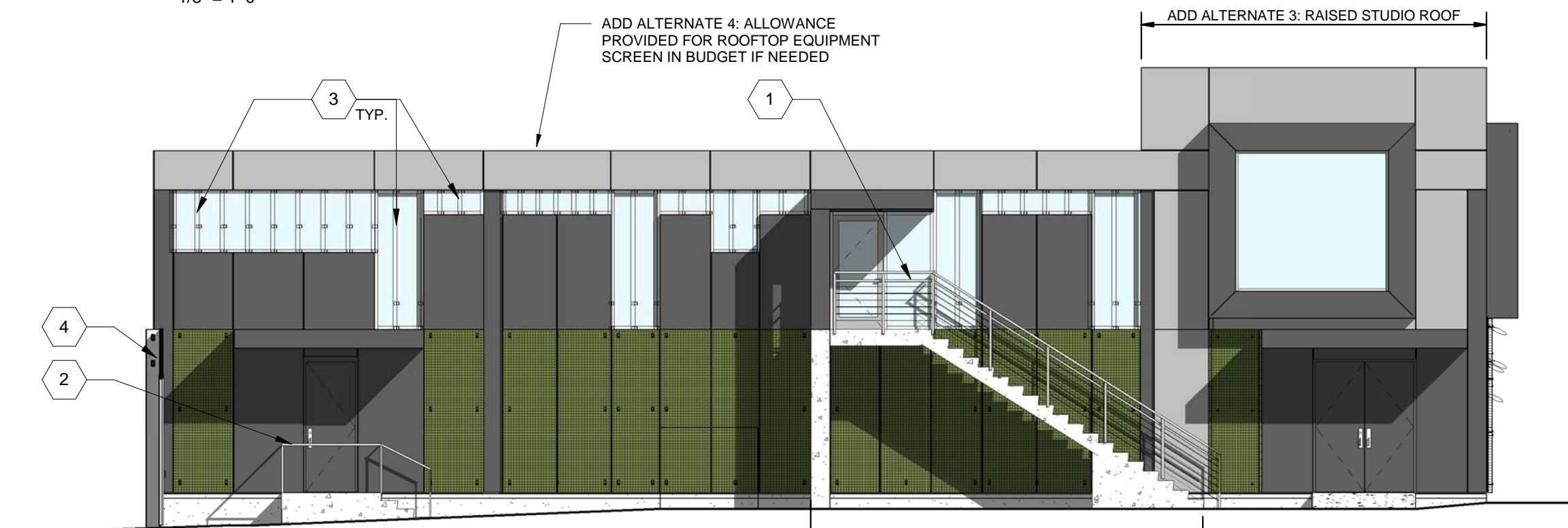


1075 Brady Avenue NW | 404.876.5510
Atlanta, Georgia 30318 | make3arch.com



SOUTH ELEVATION

1/8" = 1'-0"










WEST ELEVATION

1/8" = 1'-0"

GENERAL NOTES

1. SEE OUTLINE SPECIFICATIONS FOR ADDITIONAL INFORMATION.
2. SEE ADD ALTERNATES LIST FOR ADDITIONAL INFORMATION.
3. ADD ALTERNATE 1 FACADE IMPROVEMENTS MATCHES MATERIAL AT MCCAMISH; MEETS ASHRAE 189.1.2014

MATERIALS LEGEND

	LIGHT ACM PANEL
	DARK ACM PANEL
	EIFS
	GLAZING
	CONCRETE
	OPTION 1: CORRUGATED METAL PANEL
	OPTION 2: GREEN SCREEN ON EIFS

SHEET NOTES

X

1. NEW STAINLESS STEEL GUARD AND HANDRAIL WITH CABLES.
2. NEW STAINLESS STEEL HANDRAIL.
3. NEW STOREFRONT SUNSHADE.
4. EXISTING CORRUGATED METAL PARTITION AND STRUCTURE TO REMAIN.



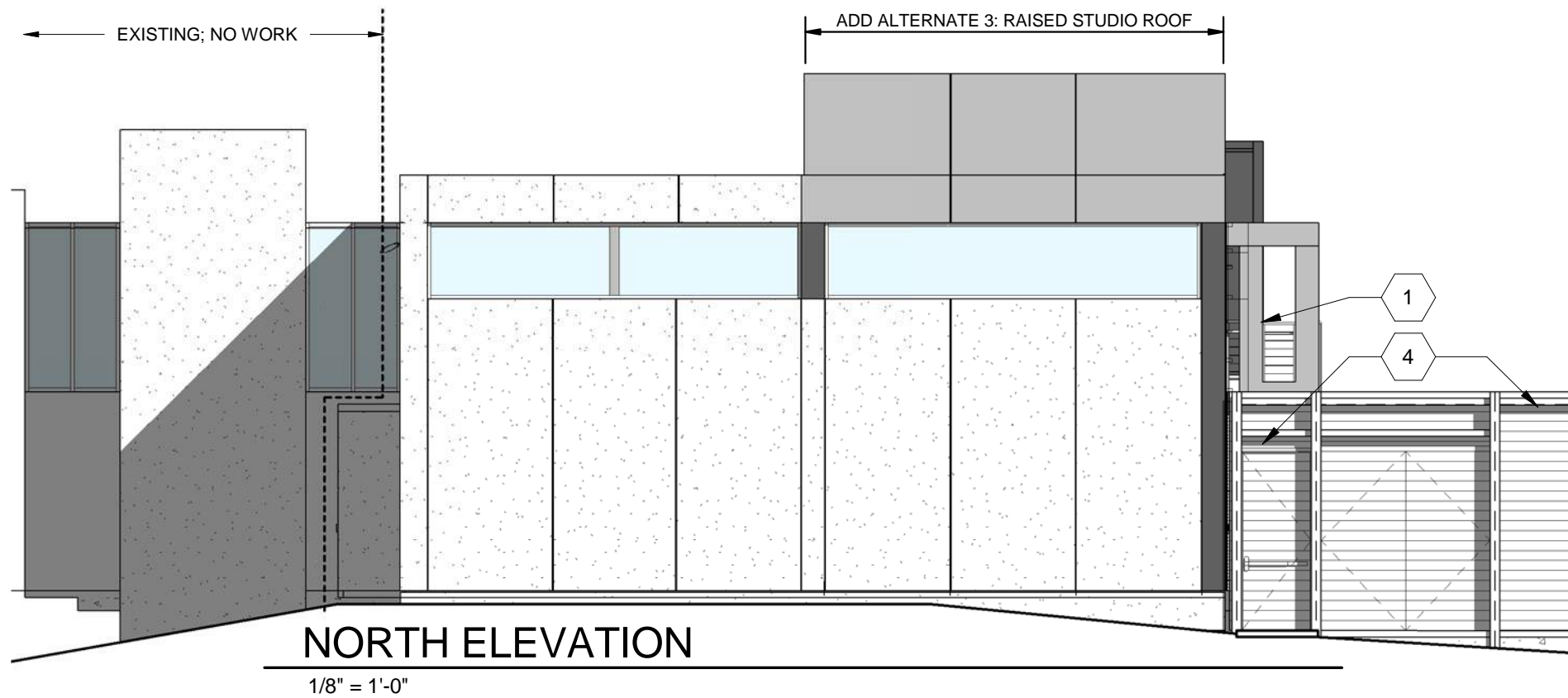
ACC Network Ops Center
#32 Facilities Admin. Bldg.

Make3 Project No. 201707 | GT Project No.
May 26, 2017

SOUTH & WEST ELEVATIONS - ADD ALTERNATE 1 FACADE IMPROVEMENTS

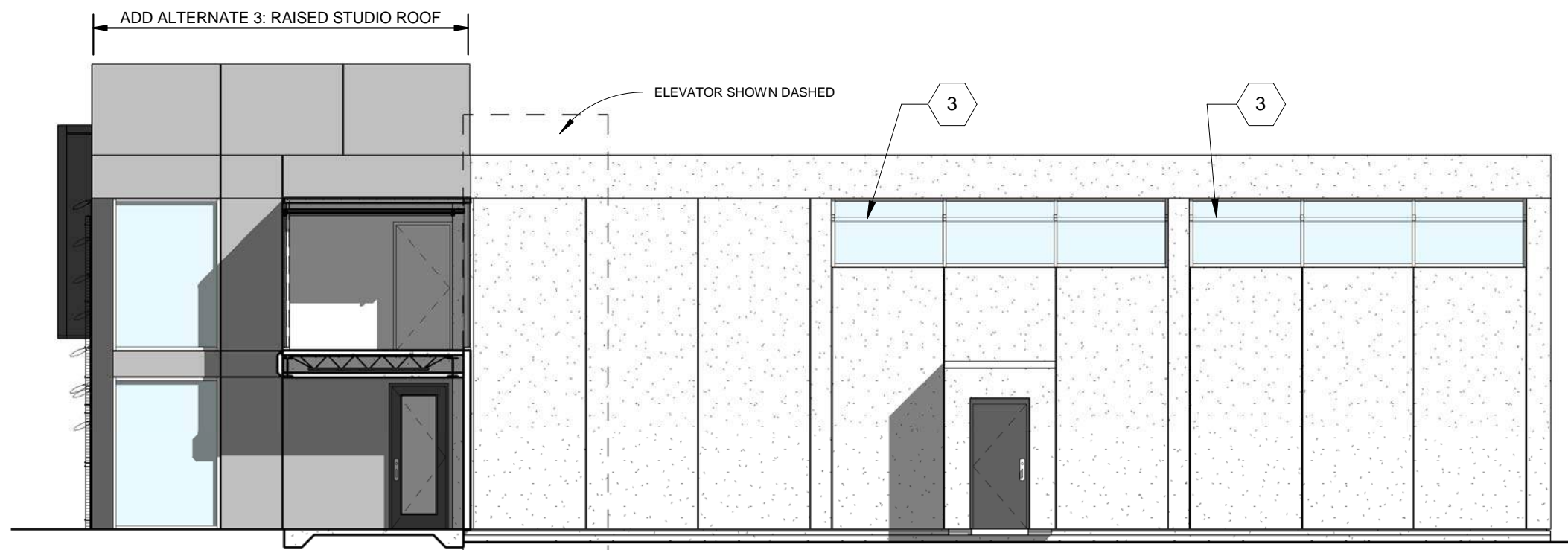


1075 Brady Avenue NW | 404.876.5510
Atlanta, Georgia 30318 | www.make3arch.com



NORTH ELEVATION

1/8" = 1'-0"







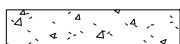


EAST ELEVATION

1/8" = 1'-0"

GENERAL NOTES

1. SEE OUTLINE SPECIFICATIONS FOR ADDITIONAL INFORMATION.
2. SEE ADD ALTERNATES LIST FOR ADDITIONAL INFORMATION.
3. ADD ALTERNATE 1 FACADE IMPROVEMENTS MATCHES MATERIAL AT MCCAMISH; MEETS ASHRAE 189.1.2014

MATERIALS LEGEND

-  LIGHT ACM PANEL
-  DARK ACM PANEL
-  EIFS
-  GLAZING
-  CONCRETE
-  OPTION 1: CORROGATED METAL PANEL
-  OPTION 2: GREEN SCREEN ON EIFS

SHEET NOTES

X

1. NEW STAINLESS STEEL GUARD AND HANDRAIL WITH CABLES.
2. NEW STAINLESS STEEL HANDRAIL.
3. NEW STOREFRONT SUNSHADE.
4. EXISTING CORRUGATED METAL PARTITION AND STRUCTURE TO REMAIN.



ACC Network Ops Center
#32 Facilities Admin. Bldg.

Make3 Project No. 201707 | GT Project No.
May 26, 2017

NORTH & EAST ELEVATIONS - ADD ALTERNATE 1 FACADE IMPROVEMENTS

A9




1075 Brady Avenue NW | 404.876.5510
Atlanta, Georgia 30318 | www.make3arch.com



LIGHT ACM
 DARK ACM
 CORRUGATED METAL



MCCAMISH MATERIALS TO MATCH



ACC Network Ops Center
 #32 Facilities Admin. Bldg.

Make3 Project No. 201707 | GT Project No.
 May 26, 2017

SW PERSPECTIVE - CORRUGATED METAL PANEL OPTION
 ADD ALTERNATE 1: FACADE IMPROVEMENTS


A10



1075 Brady Avenue NW | 404.876.5510
 Atlanta, Georgia 30318 | make3arch.com



MCCAMISH MATERIALS TO MATCH



ACC Network Ops Center
#32 Facilities Admin. Bldg.

Make3 Project No. 201707 | GT Project No.
May 26, 2017

SW PERSPECTIVE - GREEN SCREEN OPTION
ADD ALTERNATE 1: FACADE IMPROVEMENTS

A11



1075 Brady Avenue NW | 404.876.5510
Atlanta, Georgia 30318 | www.make3arch.com



LIGHT ACM
 DARK ACM
 CORRUGATED METAL



MCCAMISH MATERIALS TO MATCH



ACC Network Ops Center
 #32 Facilities Admin. Bldg.

Make3 Project No. 201707 | GT Project No.
 May 26, 2017

SW LOADING PESPCTIVE - CORRUGATED METAL PANEL OPTION
 ADD ALTERNATE 1: FACADE IMPROVEMENTS

A12



1075 Brady Avenue NW | 404.876.5510
 Atlanta, Georgia 30318 | www.make3arch.com



LIGHT ACM
 DARK ACM
 CORRUGATED METAL



MCCAMISH MATERIALS TO MATCH



ACC Network Ops Center
 #32 Facilities Admin. Bldg.

Make3 Project No. 201707 | GT Project No.
 May 26, 2017

SW LOADING PERSPECTIVE - GREEN SCREEN OPTION
 ADD ALTERNATE 1: FACADE IMPROVEMENTS

A13



1075 Brady Avenue NW | 404.876.5510
 Atlanta, Georgia 30318 | www.make3arch.com



LIGHT ACM
 DARK ACM
 CORRUGATED METAL



MCCAMISH MATERIALS TO MATCH



ACC Network Ops Center
 #32 Facilities Admin. Bldg.

Make3 Project No. 201707 | GT Project No.
 May 26, 2017

WEST PERSPECTIVE - GREEN SCREEN OPTION
 ADD ALTERNATE 1: FACADE IMPROVEMENTS

A14



1075 Brady Avenue NW | 404.876.5510
 Atlanta, Georgia 30318 | www.make3arch.com



LIGHT ACM
 DARK ACM
 CORRUGATED METAL



MCCAMISH MATERIALS TO MATCH



ACC Network Ops Center
 #32 Facilities Admin. Bldg.

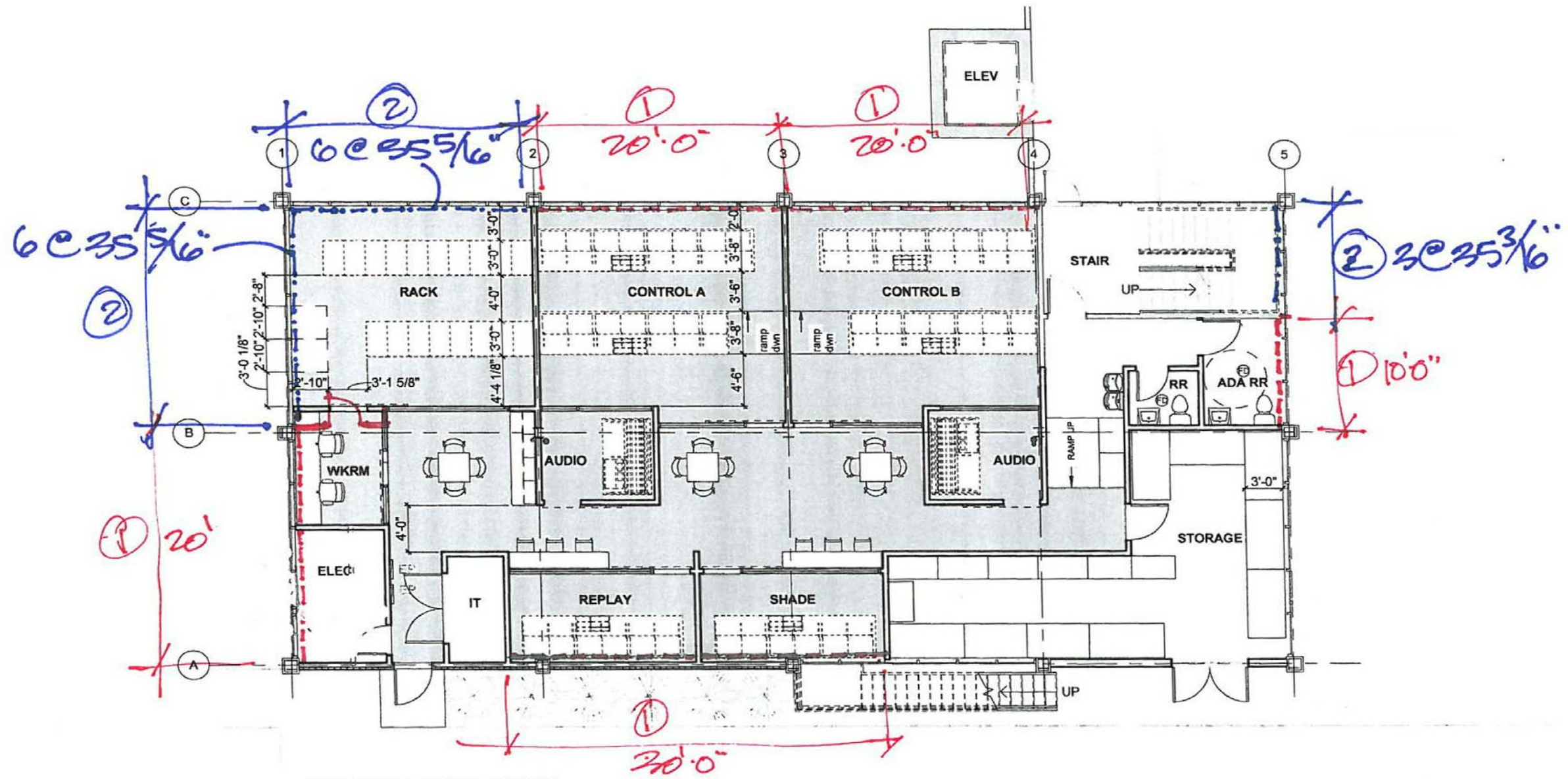
Make3 Project No. 201707 | GT Project No.
 May 26, 2017

SOUTH PERSPECTIVE - GREEN SCREEN OPTION
 ADD ALTERNATE 1: FACADE IMPROVEMENTS

A15



1075 Brady Avenue NW | 404.876.5510
 Atlanta, Georgia 30318 | www.make3arch.com



FIRST FLOOR PLAN

1/8" = 1'-0"

- ① - - - - - 2 1/2" INTL STUDS, INSULATION, 1/2" SHEETROCK, TIGHT TO STOREFRONT WITH INSULATED ALUM PANELS, ASSUME 8'9" HEIGHT (BOTTOM OF PERIMETER IN SECTION)
- ② - - - - - LEVOLOR MONACO OR EQ. 1" MINI-BLINDS SET 3IN STOREFRONT FRAMES. ASSUME 8'2" TALL, 1 EA FRAME BAY WHERE SHOWN.
- ③ - - - - - BLACK OUT ROLL SHADE IN STUDIO, ASSUME 8'2" WHERE SHOWN

FIRST FLOOR PLAN - BASELINE FACADE IMPROVEMENTS

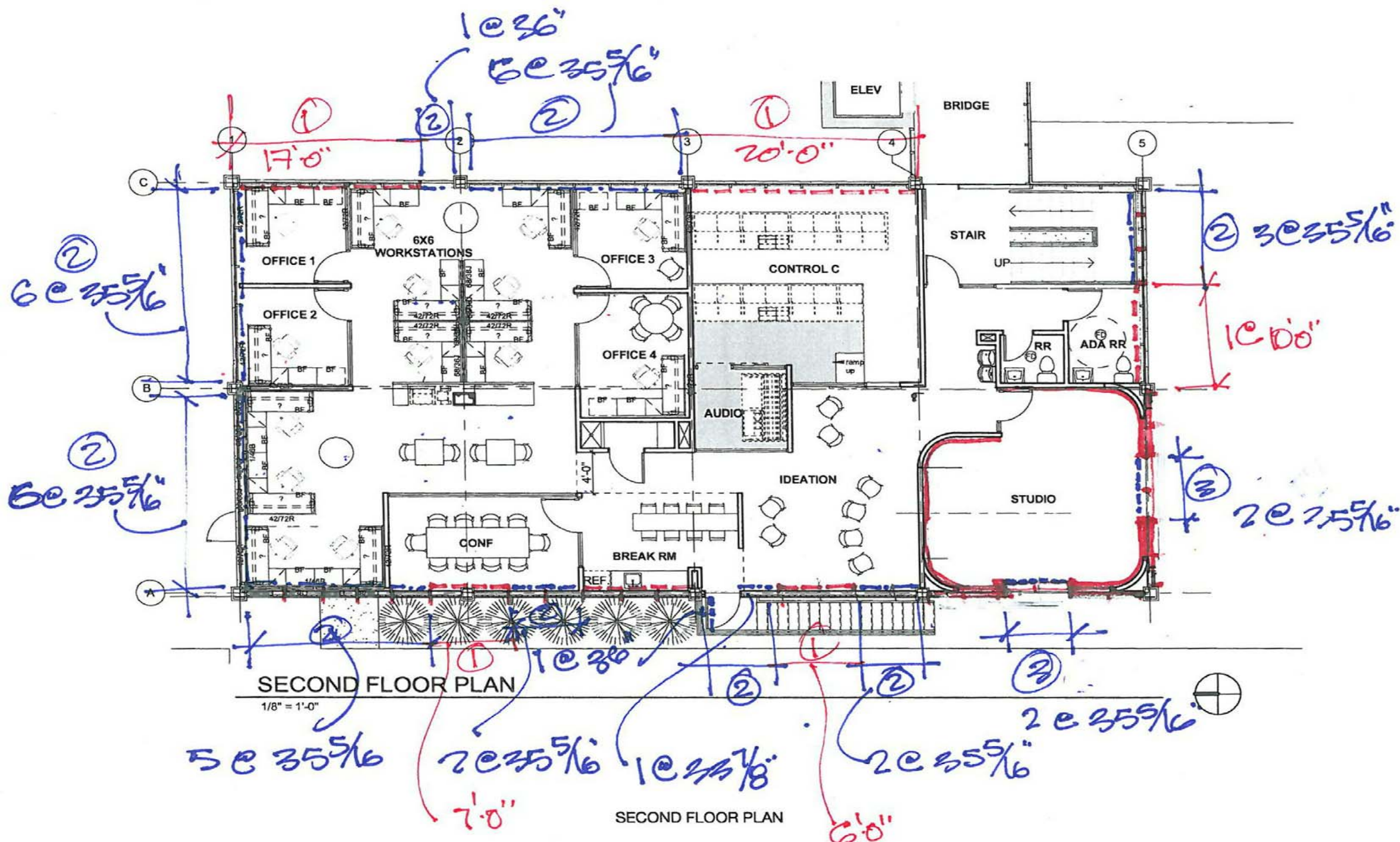


ACC Network Ops Center
#32 Facilities Admin. Bldg.

Make3 Project No. 201707 | GT Project No.
May 26, 2017



1075 Brady Avenue NW | 404.876.5510
Atlanta, Georgia 30318 | www.make3arch.com



SECOND FLOOR PLAN

1/8" = 1'-0"

SECOND FLOOR PLAN



ACC Network Ops Center
#32 Facilities Admin. Bldg.

Make3 Project No. 201707 | GT Project No.
May 26, 2017

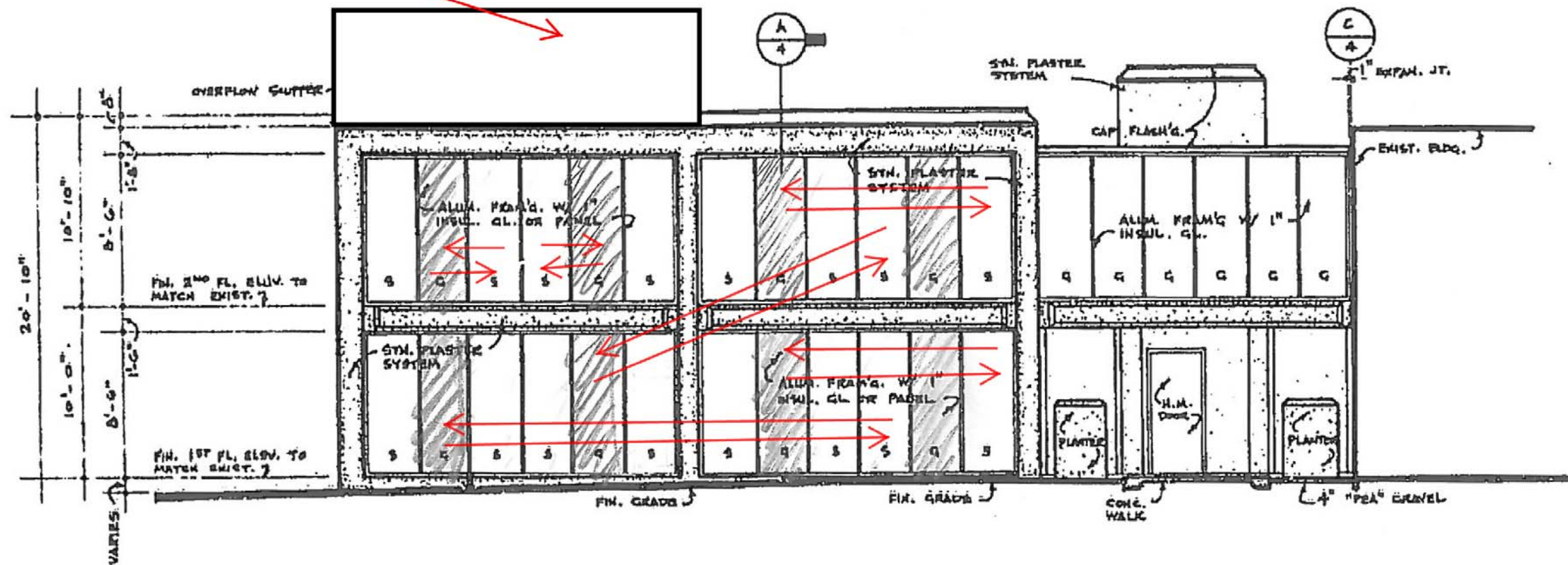
SECOND FLOOR - BASELINE FACADE IMPROVEMENT

A17



1075 Brady Avenue NW | 404.876.5510
Atlanta, Georgia 30318 | make3arch.com

Add Alternate 1: Raised Studio Roof, post up on existing columns, install new perimeter W section, raise existing bar joists.



SOUTH ELEVATION

SCALE: 1/8" = 1'-0"



ACC Network Ops Center
#32 Facilities Admin. Bldg.

Make3 Project No. 201707 | GT Project No.
May 26, 2017

SOUTH ELEVATION - BASELINE IMPROVEMENTS

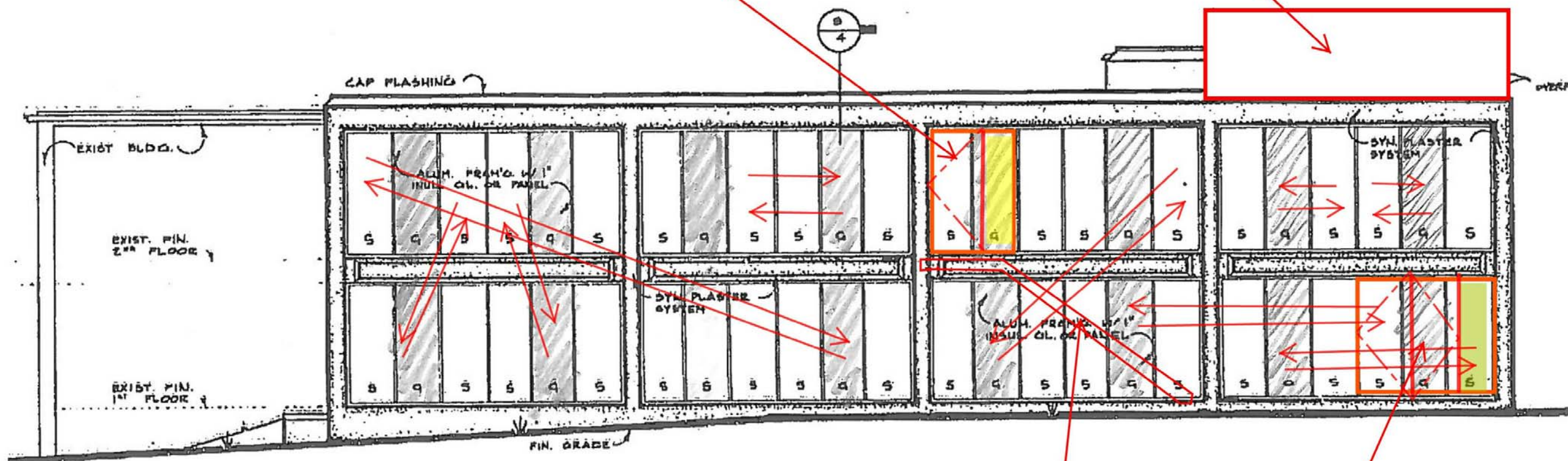
A18



1075 Brady Avenue NW | 404.876.5510
Atlanta, Georgia 30318 | www.make3arch.com

Remove 1 aluminum and 1 glass panel, install storefront door relocated from east side and 1 new glass panel

Add Alternate 1: Raised Studio Roof, post up on existing columns, install new perimeter W section, raise existing bar joists.



WEST ELEVATION
SCALE: 1/8" = 1' - 0"

Relocate existing stair and rail, provide a \$20,000 allowance for a new canopy.

remove 3 panels, install a pair of 3'-6" insulated aluminum doors flanked by 1 new insulated aluminum panel, match existing



ACC Network Ops Center
#32 Facilities Admin. Bldg.

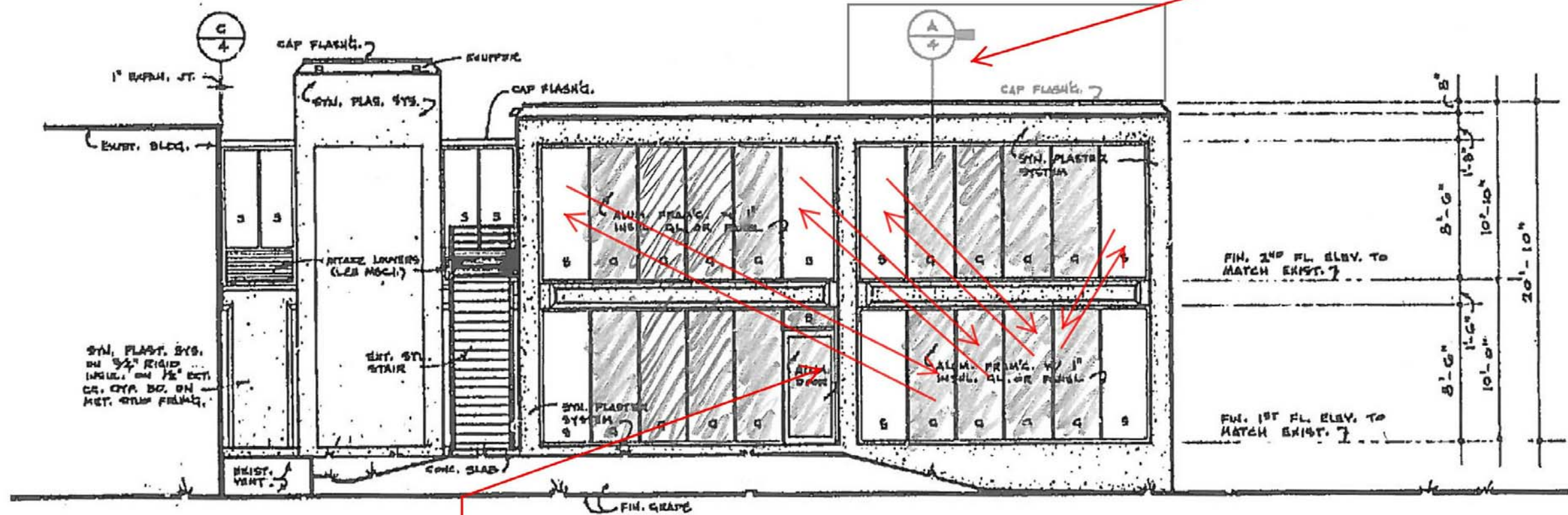
Make3 Project No. 201707 | GT Project No.
May 26, 2017

WEST ELEVATION - BASELINE IMPROVEMENTS



1075 Brady Avenue NW Atlanta, Georgia 30318 404.876.5510 make3arch.com

Add Alt 1 Beyond



Existing exterior door to new server room.
Remove leaver and add keyed mortise lock.

Switch panels: Note, the switch should work based on a review of original shop drawings

NORTH ELEVATION

SCALE: 1/8" = 1'-0"

Reseal facade per Williamson Assoc Report. No thermal performance enhancements or aesthetic changes included.



Existing 1" Insulated Glass

Existing 1" Insulated Aluminum Panel



Yellow screen indicates a new glass panel (match existing)



Green screen indicates new aluminum panels (match existing)

Baseline Facade Treatment Elevations 5/18/17



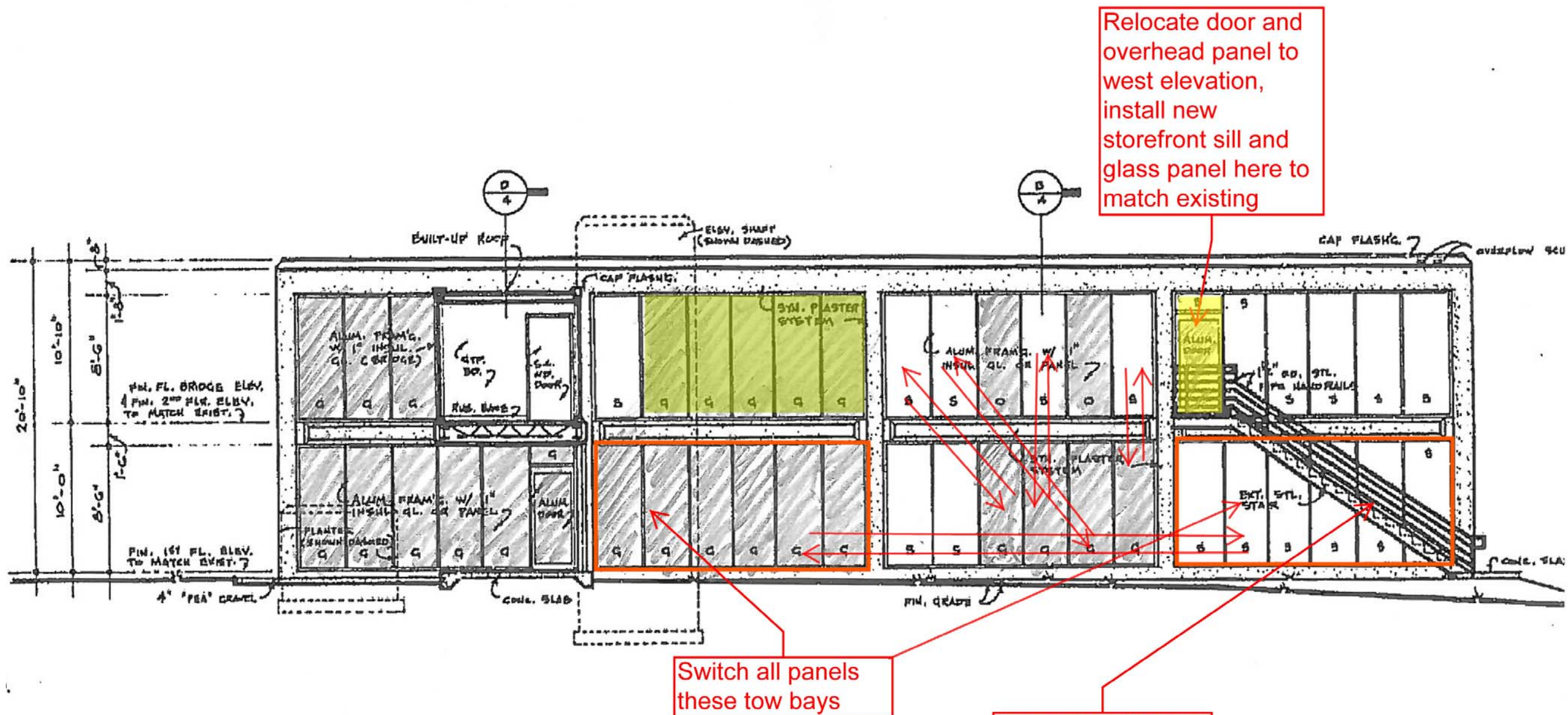
ACC Network Ops Center
#32 Facilities Admin. Bldg.

Make3 Project No. 201707 | GT Project No. May 26, 2017

NORTH ELEVATION - BASELINE IMPROVEMENTS



1075 Brady Avenue NW Atlanta, Georgia 30318 404.876.5510 make3arch.com



Relocate door and overhead panel to west elevation, install new storefront sill and glass panel here to match existing

Switch all panels these two bays

Demo and dispose of stair canopy, relocate stair to west elevation.

EAST ELEVATION
SCALE: 1/8" = 1'-0"



ACC Network Ops Center
#32 Facilities Admin. Bldg.

Make3 Project No. 201707 | GT Project No.
May 26, 2017

EAST ELEVATION - BASELINE IMPROVEMENTS

A21



1075 Brady Avenue NW Atlanta, Georgia 30318 404.876.5510 make3arch.com

DOOR SCHEDULE							
IDENTIFICATION		DOOR			FRAME		NOTES
MARK	ROOM NAME	TYPE	MATERIAL	DIV 08 SPEC TYPE	TYPE	MATERIAL	
LEVEL 1							
101	WKRM	FULL LITE	WD/GL	2		AL	
102	WKRM	FULL LITE	WD/GL	2		AL	SLIDING DOOR
103	CONTROL A	FULL LITE	WD/GL	2		AL	SLIDING DOOR
104	AUDIO	FULL LITE	WD/GL	2		AL	SLIDING DOOR
105	REPLAY	FULL LITE	WD/GL	2		AL	SLIDING DOOR
106	SHADE	FULL LITE	WD/GL	2		AL	SLIDING DOOR
107	CONTROL B	FULL LITE	WD/GL	2		AL	SLIDING DOOR
108	AUDIO	FULL LITE	WD/GL	2		AL	SLIDING DOOR
109	CORRIDOR	FLUSH	AL	5		AL	EXTERIOR DOOR; FINISH TO MATCH INSULATED METAL PANEL
110a	CORRIDOR	FLUSH	WD	3		AL	DUTCH DOOR
110b	STORAGE	FLUSH	AL	6		AL	EXTERIOR DOOR; FINISH TO MATCH INSULATED METAL PANEL
111	RR	FLUSH	WD	1		AL	
112	ADA RR	FLUSH	WD	1		AL	
113	CORRIDOR	FLUSH	WD	1		AL	
114	ELEC	FLUSH	WD	1		AL	
115	IT	FLUSH	WD	1		AL	
116	GAS/WATER	FLUSH	HM	4		HM	EXTERIOR DOOR
120a	STAIR	FULL LITE	AL/GL	2		AL	
120b	STAIR	FULL LITE	WD/GL	2		AL	
LEVEL 2							
201	OFFICE 1	FULL LITE	WD/GL	2		AL	
202	OFFICE 2	FULL LITE	WD/GL	2		AL	
203	OFFICE 3	FULL LITE	WD/GL	2		AL	
204	OFFICE 4	FULL LITE	WD/GL	2		AL	
206	CONF	FULL LITE	WD/GL	2		AL	
208	IDEATION	FLUSH	WD	1		AL	
209	CONTROL C	FULL LITE	WD/GL	2		AL	SLIDING DOOR
210	AUDIO	FULL LITE	WD/GL	2		AL	SLIDING DOOR
211	BREAK RM	FULL LITE	AL/GL	5		AL	EXTERIOR DOOR
212	STUDIO	FULL LITE	WD/GL	2		AL	
213	RR	FLUSH	WD	1		AL	
214	ADA RR	FLUSH	WD	1		AL	
220	STAIR	FULL LITE	WD/GL	2		AL	
EX	BRIDGE	--	--			--	EXISTING DOOR TO REMAIN
Grand total: 33							

GENERAL NOTES:

SEE OUTLINE SPECS FOR ADDITIONAL INFORMATION

SEE ALTERNATES TO DETERMINE WHICH DOORS ARE PART OF ALTERNATE. SEE FOR DOORS NOTED AS EXISTING.



ROOM FINISH SCHEDULE							
NO.	NAME	AREA	FLOOR		WALLS	CEILING	NOTES
			FINISH	BASE			

LEVEL 1

101	RACK	400 SF	6" raised access floor	RB		Exposed structure, Tectum panels	
102	WKRM	60 SF	6" raised access floor	RB		Exposed structure, Tectum panels	
103	CONTROL A	366 SF	3" & 6" raised access floor	RB		Exposed structure, Tectum panels	
104	AUDIO	69 SF	6" raised access floor	RB		Exposed structure, Tectum panels	
105	REPLAY	120 SF	6" raised access floor	RB		Exposed structure, Tectum panels	
106	SHADE	119 SF	6" raised access floor	RB		Exposed structure, Tectum panels	
107	CONTROL B	365 SF	3" & 6" raised access floor	RB		Exposed structure, Tectum panels	
108	AUDIO	68 SF	6" raised access floor	RB		Exposed structure, Tectum panels	
109	CORRIDOR	660 SF	6" raised access floor	RB		Exposed structure, Tectum panels	
110	STORAGE	427 SF	Sealed Concrete	RB		Exposed structure, Tectum panels	
111	RR	27 SF	Porcelain Tile	Tile		Gyp Bd, painted	
112	ADA RR	67 SF	Porcelain Tile	Tile		Gyp Bd, painted	
113	JAN	14 SF	Sealed Concrete	RB		Open to structure	
114	ELEC	93 SF	Sealed Concrete	RB		Open to structure	
115	IT	43 SF	6" raised access floor	RB		Open to structure	
116	GAS/WATER	13 SF	Sealed Concrete	RB		Open to structure	
120	STAIR	198 SF	Existing to remain	RB		Exposed structure, Tectum panels	

NOTE: SEE OUTLINE SPECS FOR ADDITIONAL INFORMATION

LEVEL 2

201	OFFICE 1	101 SF	Carpet	RB		Exposed structure, Tectum panels	
202	OFFICE 2	96 SF	Carpet	RB		Exposed structure, Tectum panels	
203	OFFICE 3	100 SF	Carpet	RB		Exposed structure, Tectum panels	
204	OFFICE 4	116 SF	Carpet	RB		Exposed structure, Tectum panels	
205	6X6 WORKSTATIONS	823 SF	Carpet	RB		Exposed structure, Tectum panels	
206	CONF	161 SF	Carpet	RB		Exposed structure, Tectum panels	
207	BREAK RM	135 SF	Resilient Rubber Floor	RB		Exposed structure, Tectum panels	
208	JANITOR	21 SF	Sealed Concrete	RB		Open to structure	
209	CONTROL C	368 SF	3" raised access floor, Carpet	RB		Exposed structure, Tectum panels	
210	AUDIO	63 SF	3" raised access floor	RB		Exposed structure, Tectum panels	
211	IDEATION	470 SF	Carpet	RB		Exposed structure, Tectum panels	
212	STUDIO	358 SF	Studio Floor Tile	Cyc Base, RB		Tectum panels	
213	RR	27 SF	Porcelain Tile	Tile		Gyp Bd, painted	
214	ADA RR	67 SF	Porcelain Tile	Tile		Gyp Bd, painted	
220	STAIR	194 SF	Existing to remain	RB		Exposed structure, Tectum panels	



ACC Network Ops Center
#32 Facilities Admin. Bldg.

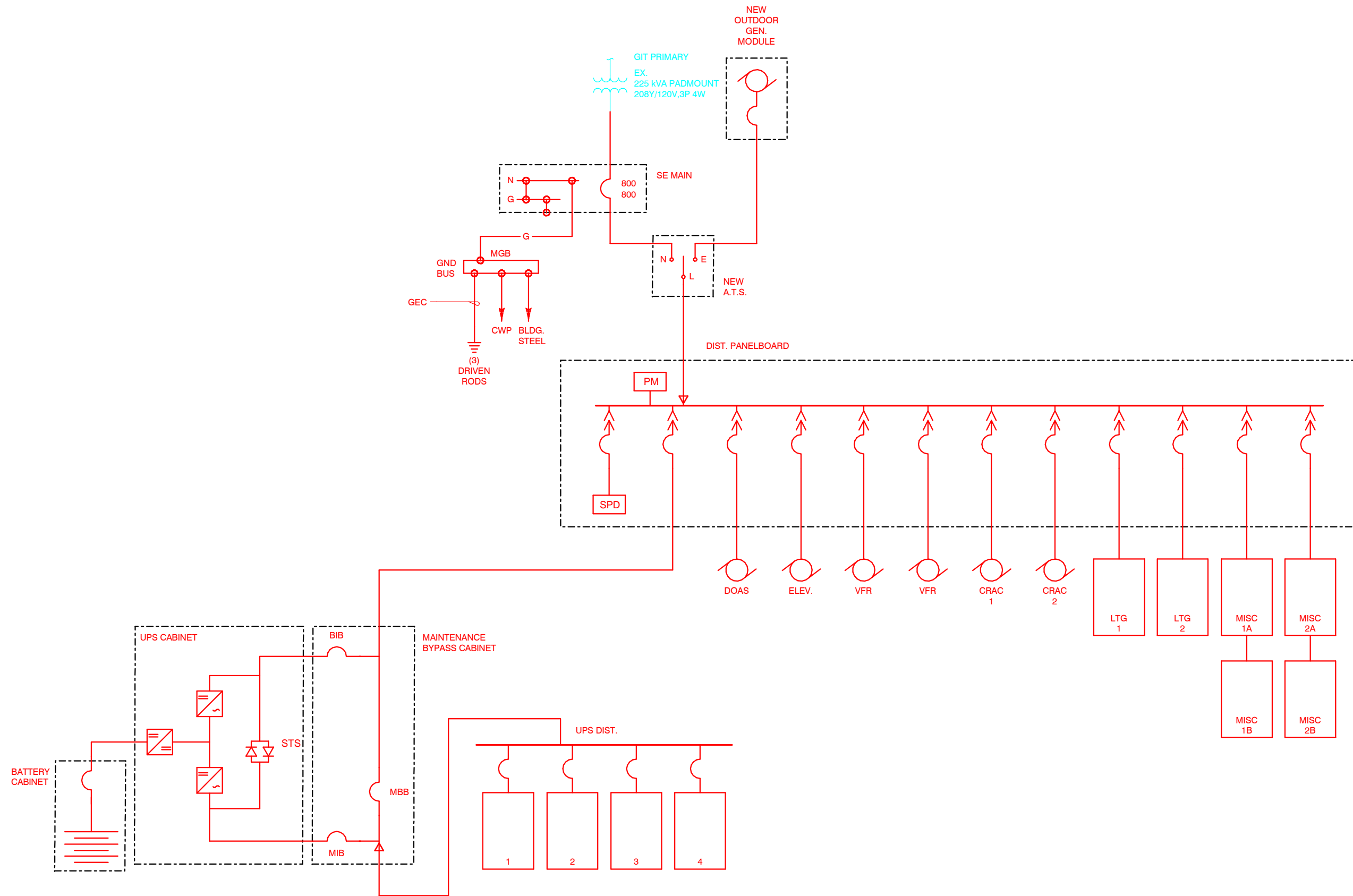
Make3 Project No. 201707 | GT Project No.
May 26, 2017

FINISH SCHEDULE

A23



1075 Brady Avenue NW | 404.876.5510
Atlanta, Georgia 30318 | www.make3arch.com



New Generator Scheme
(Electrical Base Bid)

PRELIMINARY - ONE LINE DIAGRAM



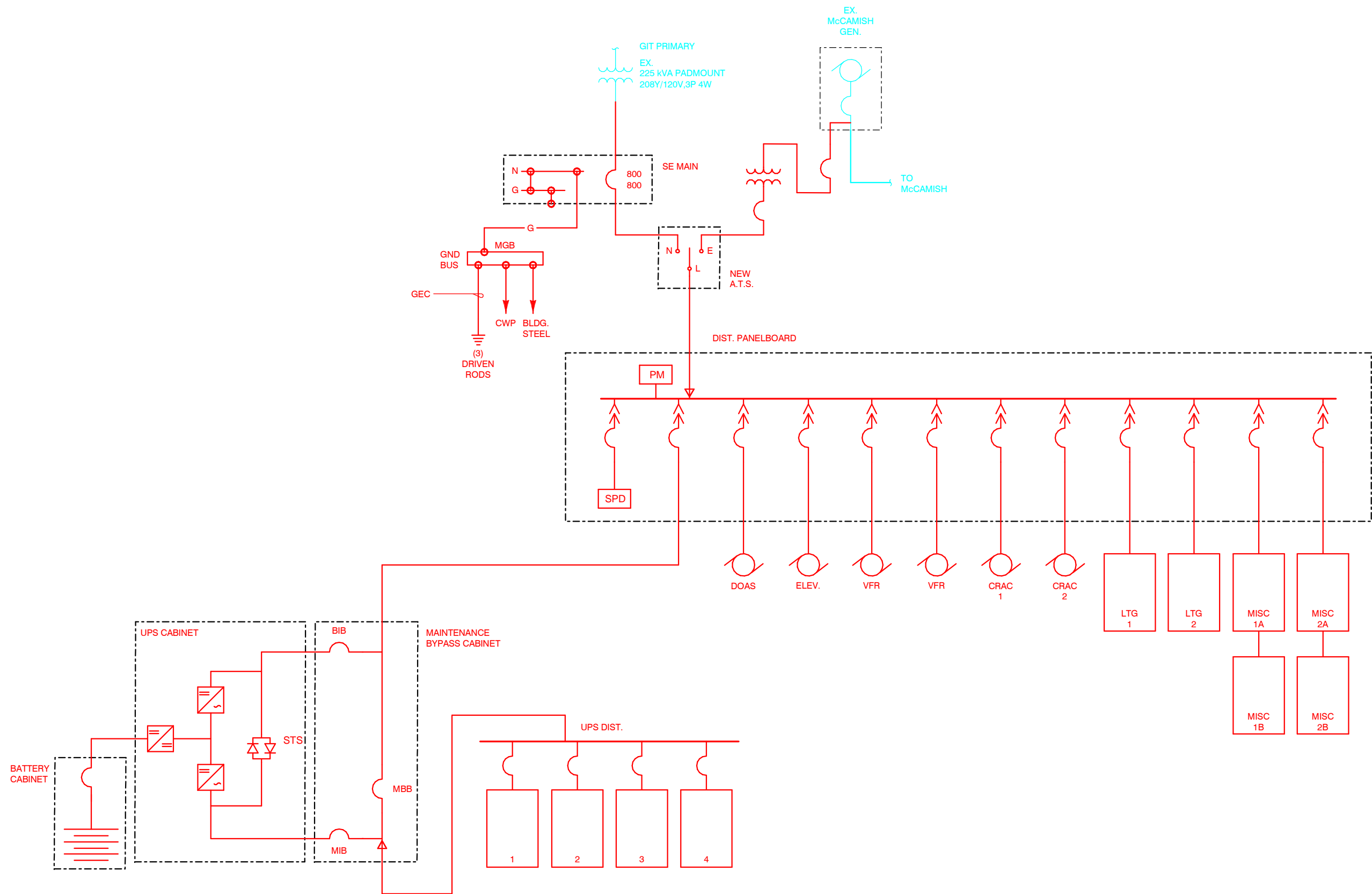
ACC Network Ops Center
13273 #32 Facilities Admin. Bldg.

Make3 Project No. 201707 | GT Project No.
May 26, 2017

E1



1075 Brady Avenue NW Atlanta, Georgia 30318 404.876.5510
make3arch.com



Connect to Existing McCamish Generator Scheme
(Electrical Alternate)



ACC Network Ops Center
13273 #32 Facilities Admin. Bldg.

Make3 Project No. 201707 | GT Project No.
May 26, 2017

PRELIMINARY -ONE LINE DIAGRAM

E2



1075 Brady Avenue NW Atlanta, Georgia 30318 404.876.5510
make3arch.com

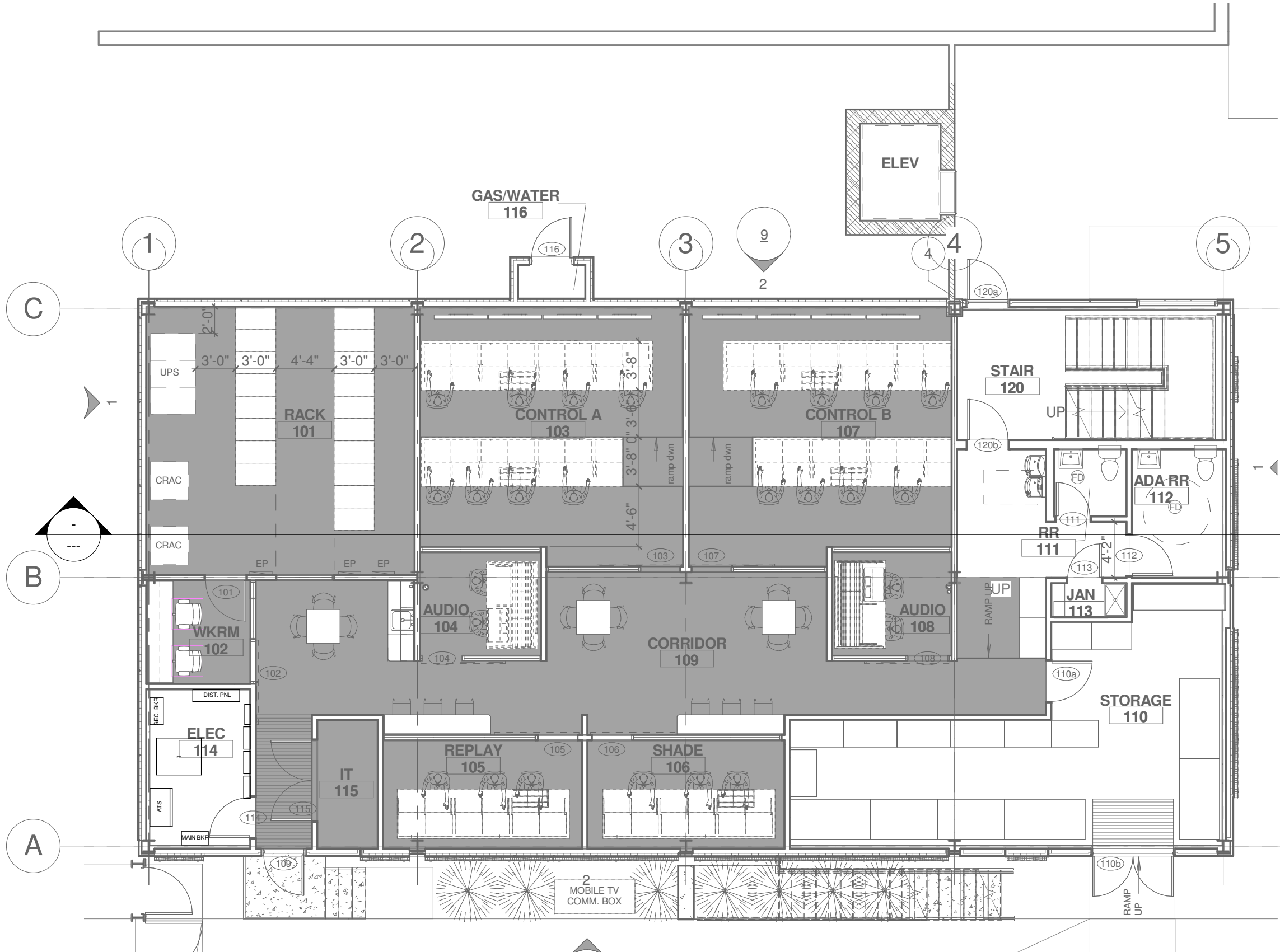
GENERAL NOTES

FIRST FLOOR (E3) GENERAL NOTES:

A. SEE ELECTRICAL NARRATIVE FOR ADDITIONAL DETAILED PROJECT REQUIREMENTS AND EQUIPMENT INFORMATION.

B. LOCATION FOR NEW OUTDOOR GENERATOR MODULE (SEE ELECTRICAL ALTERNATE-1) IS ASSUMED TO BE AT REAR OF BUILDING. SITE PLAN LAYOUT INFORMATION NOT AVAILABLE.

C. RAISED ACCESS FLOOR SHALL BE UTILIZED FOR ROUTING DATA CABLING AND CERTAIN POWER WIRING. SEE ARCHITECTURAL PLANS FOR ACCESS FLOOR LOCATIONS.



ACC Network Ops Center
#32 Facilities Admin. Bldg.

Make3 Project No. 201707 | GT Project No.
May 26, 2017 Rev. 1: May 30, 2017

FIRST FLOORPLAN - ELECTRICAL

E3



1075 Brady Avenue NW Atlanta, Georgia 30318 404.876.5510 make3arch.com

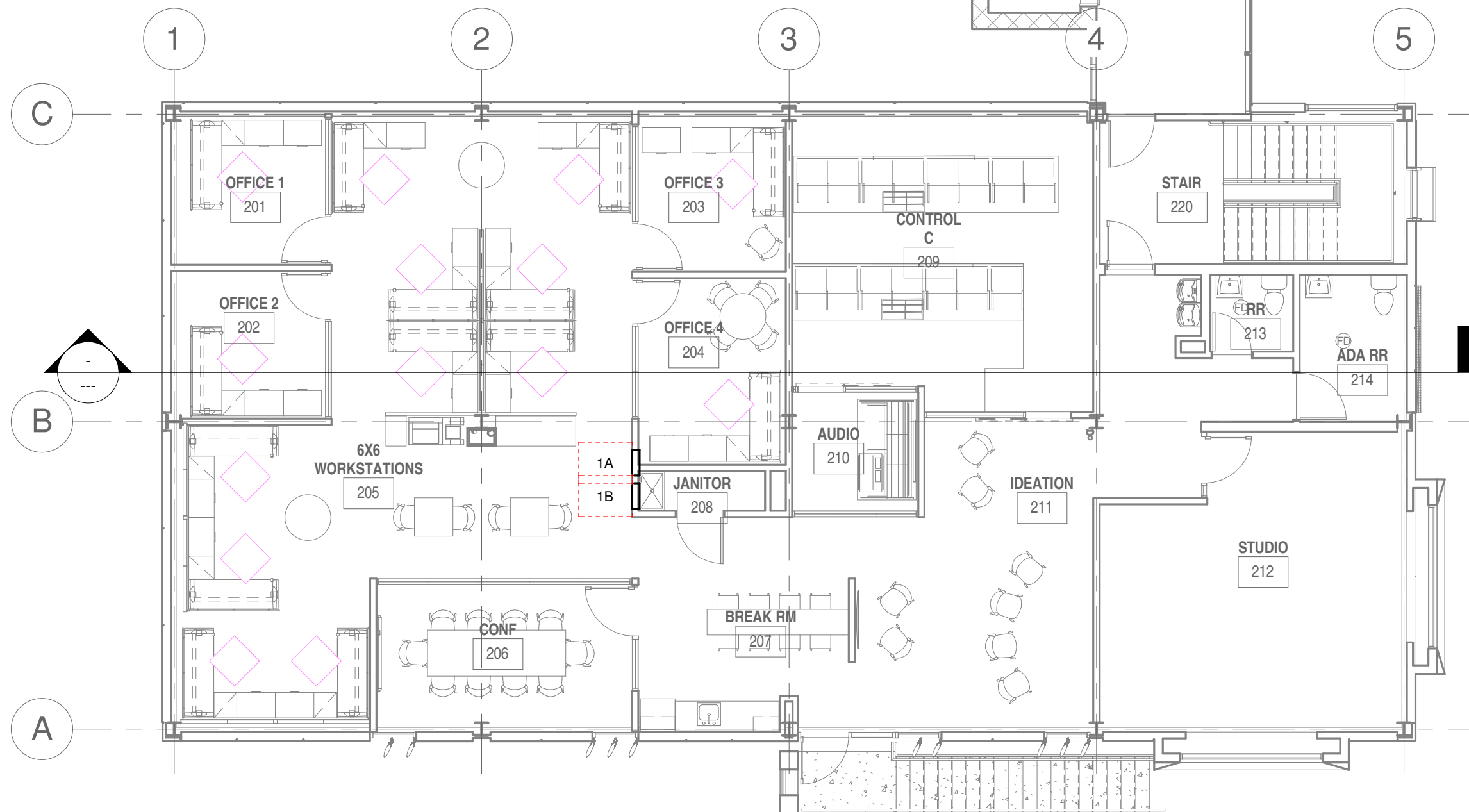
GENERAL NOTES

SECOND FLOOR (E4) GENERAL NOTES:

A. SEE ELECTRICAL NARRATIVE FOR ADDITIONAL DETAILED PROJECT REQUIREMENTS AND EQUIPMENT INFORMATION.

B. STUDIO LIGHTING – SPECIALITY THEATRE LIGHTING (MOUNTED ON PIPE GRID) AND DMX CONTROLS SCHEDULED TO BE FURNISHED BY OTHERS.

C. RAISED ACCESS FLOOR SHALL BE UTILIZED FOR ROUTING DATA CABLING AND CERTAIN POWER WIRING. SEE ARCHITECTURAL PLANS FOR ACCESS FLOOR LOCATIONS.



ACC Network Ops Center
#32 Facilities Admin. Bldg.

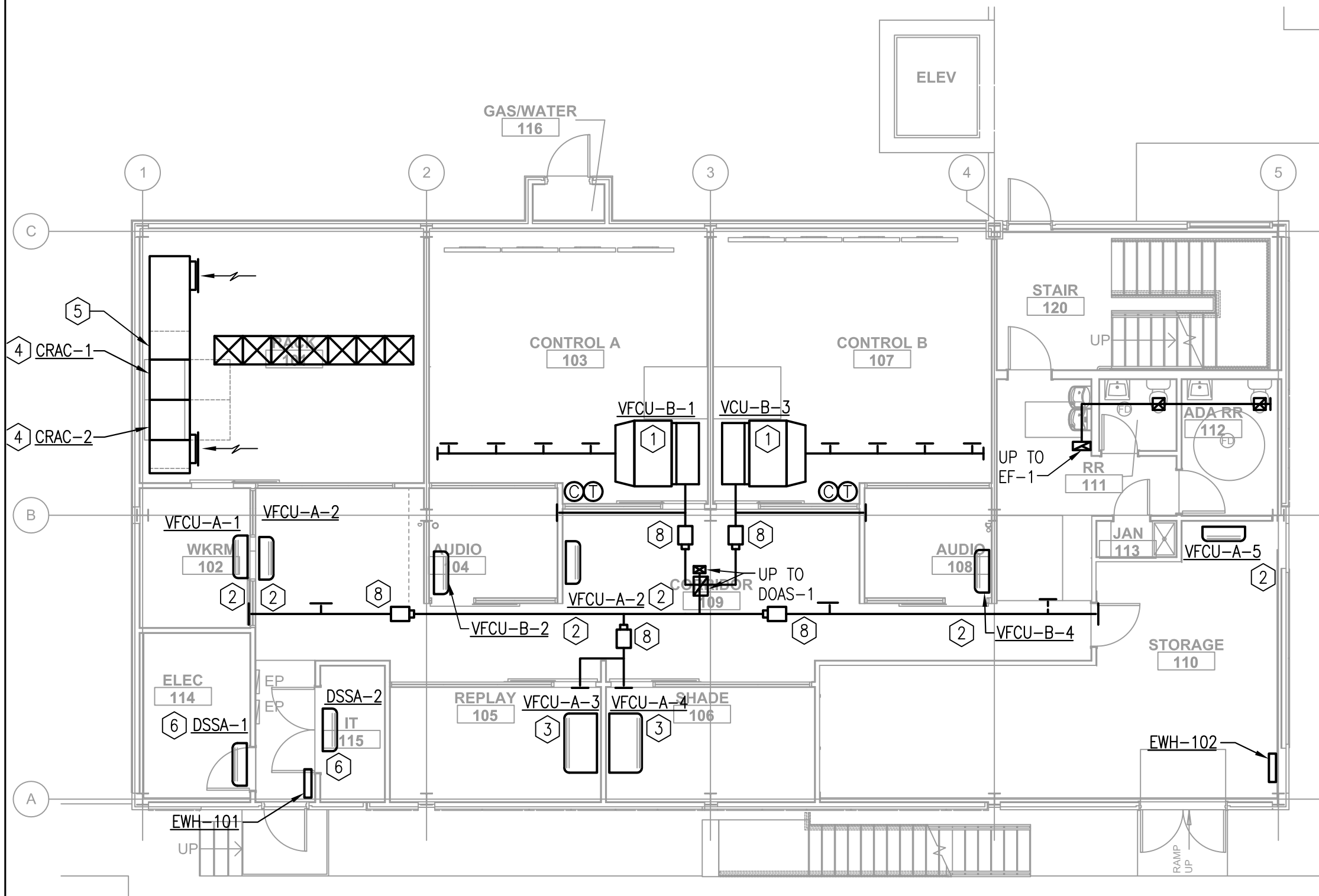
Make3 Project No. 201707 | GT Project No.
May 26, 2017 Rev. 1: May 30, 2017

SECOND FLOORPLAN - ELECTRICAL

E4



1075 Brady Avenue NW Atlanta, Georgia 30318 404.876.5510 make3arch.com



KEY NOTES

- ① NEW INDOOR VRF FAN COIL UNIT. DUCTED MEDIUM STATIC CONCEALED CEILING TYPE.
- ② NEW INDOOR VRF FAN COIL UNIT. DUCTLESS WALL MOUNT TYPE.
- ③ NEW INDOOR VRF FAN COIL UNIT. DUCTLESS CEILING SUSPENDED TYPE.
- ④ NEW LIEBERT COMPUTER ROOM AIR CONDITIONING UNIT. DOWNFLOW CONFIGURATION, DISCHARGE INTO RAISED FLOOR. SEE MECHANICAL NARRATIVE FOR ADDITIONAL INFORMATION.
- ⑤ RETURN DUCT HEADER.
- ⑥ NEW DEDICATED DUCTLESS SPLIT SYSTEM.
- ⑦ NEW WALL MOUNTED ELECTRIC HEATER
- ⑧ NEW VARIABLE AIR VOLUME DAMPER.



FIRST FLOOR HVAC PLAN

SCALE: 1/8" = 1'-0"



ACC NETWORK OPS CENTER
13273 #32 Facilities Admin. Bldg.

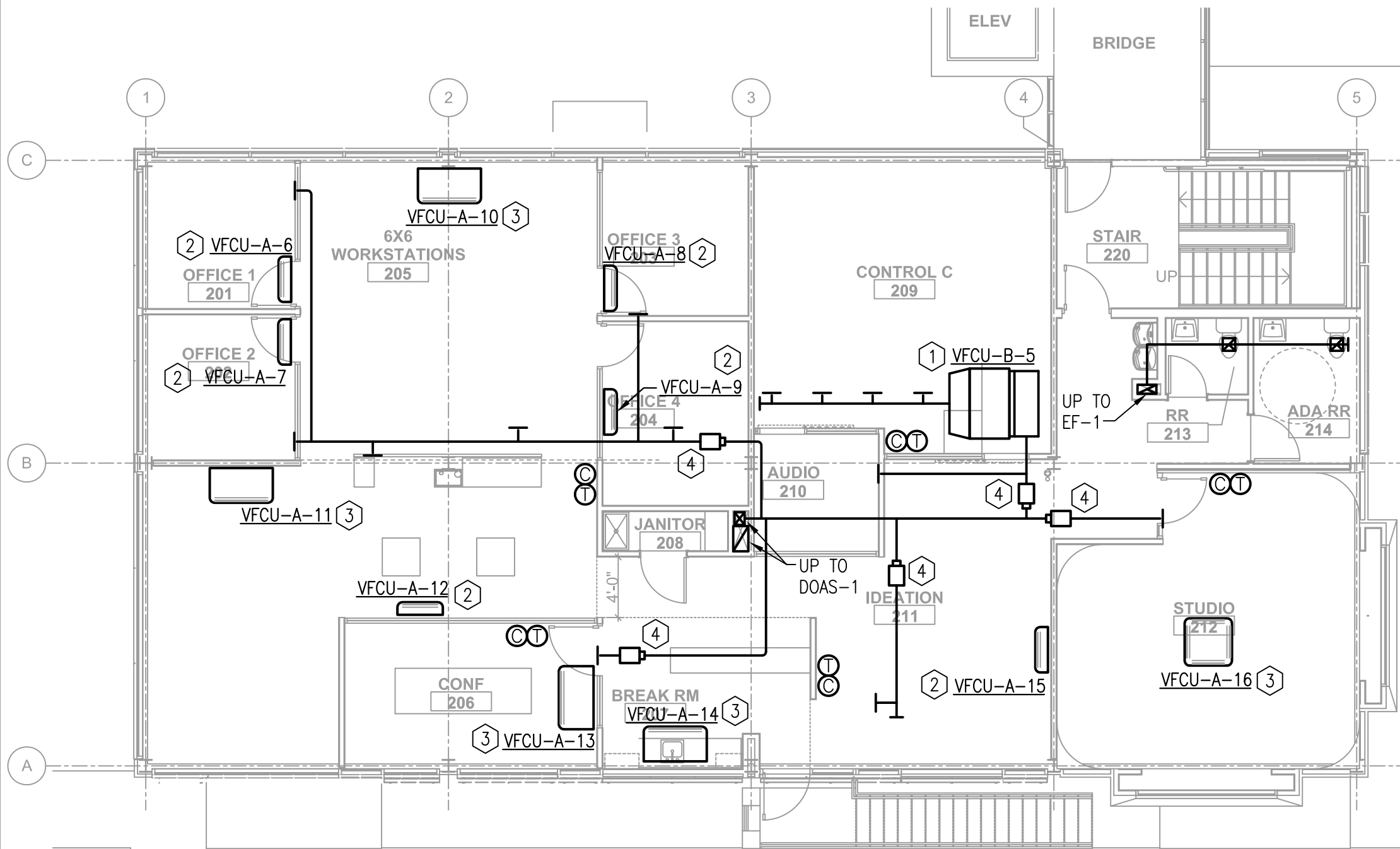
Make3 Project No. 201707 | GT Project No.
May 26, 2017

FIRST FLOOR HVAC PLAN

M201



1075 Brady Avenue NW | 404.876.5510
Atlanta, Georgia 30318 | www.make3arch.com



KEY NOTES

- ① NEW INDOOR VRF FAN COIL UNIT. DUCTED MEDIUM STATIC CONCEALED CEILING TYPE.
- ② NEW INDOOR VRF FAN COIL UNIT. DUCTLESS WALL MOUNT TYPE.
- ③ NEW INDOOR VRF FAN COIL UNIT. DUCTLESS CEILING SUSPENDED TYPE.
- ④ NEW VARIABLE AIR VOLUME DAMPER.



SECOND FLOOR HVAC PLAN

SCALE: 1/8" = 1'-0"



ACC NETWORK OPS CENTER
13273 #32 Facilities Admin. Bldg.

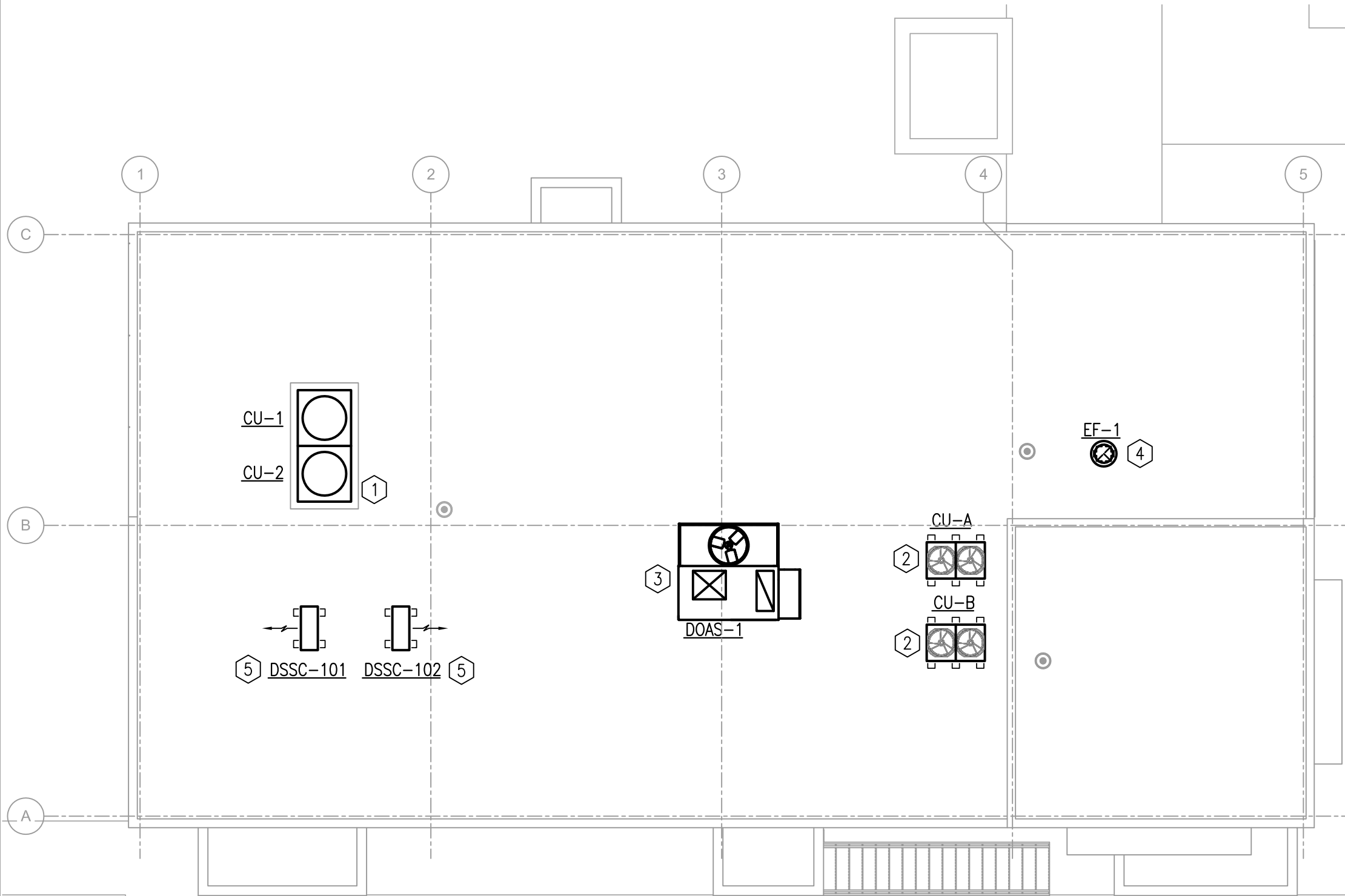
Make3 Project No. 201707 | GT Project No.
May 26, 2017

SECOND FLOOR HVAC PLAN

M202




1075 Brady Avenue NW | 404.876.5510
Atlanta, Georgia 30318 | www.make3arch.com



KEY NOTES

- ① NEW LIEBERT OUTDOOR AIR-COOLED CONDENSER. SEE MECHANICAL NARRATIVE FOR ADDITIONAL INFORMATION.
- ② NEW VRF OUTDOOR UNIT. SEE MECHANICAL NARRATIVE FOR ADDITIONAL INFORMATION.
- ③ NEW DEDICATED OUTSIDE AIR UNIT WITH DX COOLING AND HOT GAS REHEAT. SEE MECHANICAL NARRATIVE FOR ADDITIONAL INFORMATION.
- ④ NEW ROOF-MOUNTED DOWN-BLAST EXHAUST FAN. SEE MECHANICAL NARRATIVE FOR ADDITIONAL INFORMATION.
- ⑤ NEW OUTDOOR AIR-COOLED CONDENSER. SEE MECHANICAL NARRATIVE FOR ADDITIONAL INFORMATION.

 **ROOF FLOOR HVAC PLAN**
SCALE: 1/8" = 1'-0"



ACC NETWORK OPS CENTER
13273 #32 Facilities Admin. Bldg.

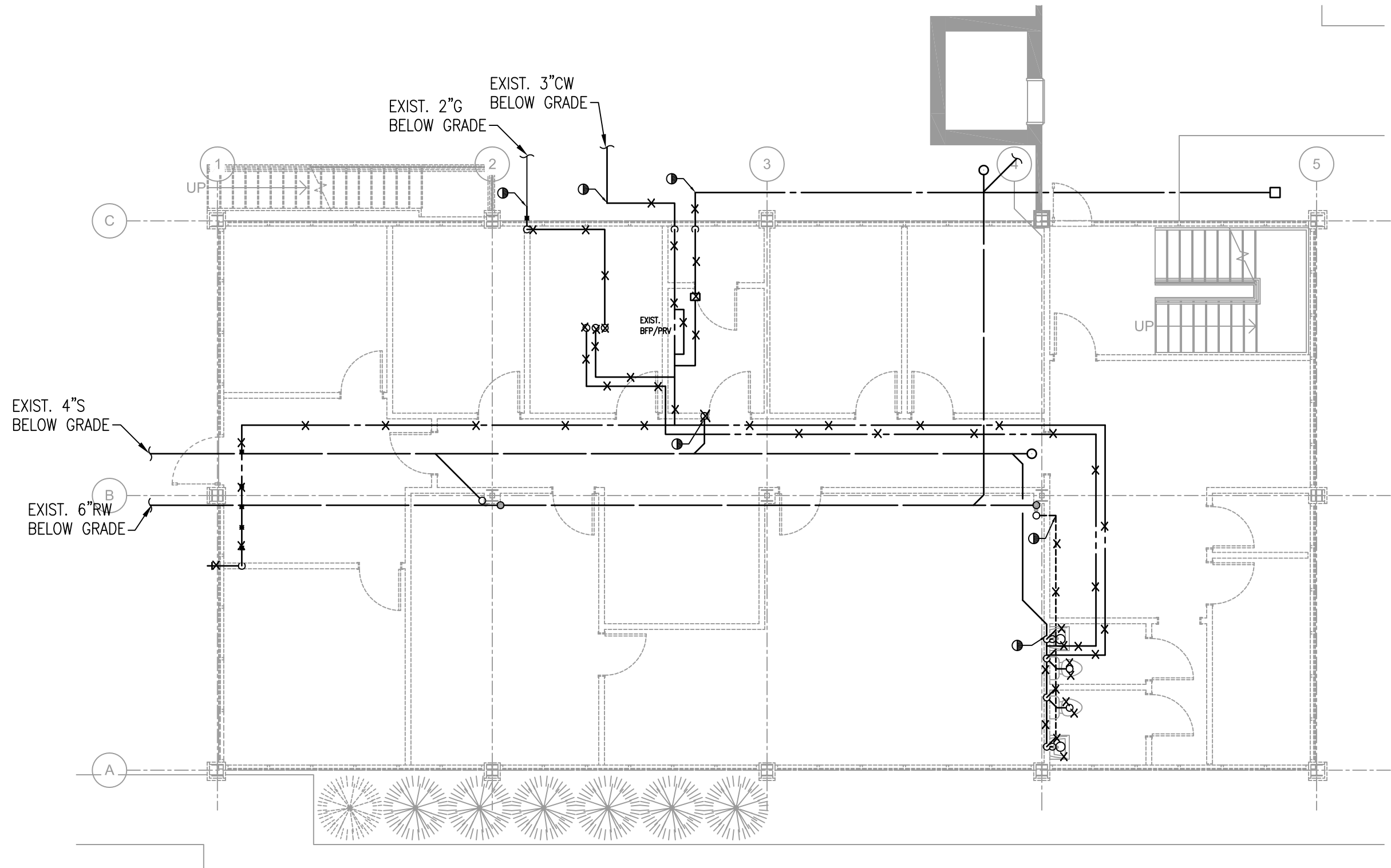
Make3 Project No. 201707 | GT Project No.
May 26, 2017

ROOF FLOOR HVAC PLAN

M203



1075 Brady Avenue NW | 404.876.5510
Atlanta, Georgia 30318 | www.make3arch.com



FIRST FLOOR PLUMBING PLAN - DEMO

SCALE: 1/8" = 1'-0"



ACC NETWORK OPS CENTER
13273 #32 Facilities Admin. Bldg.

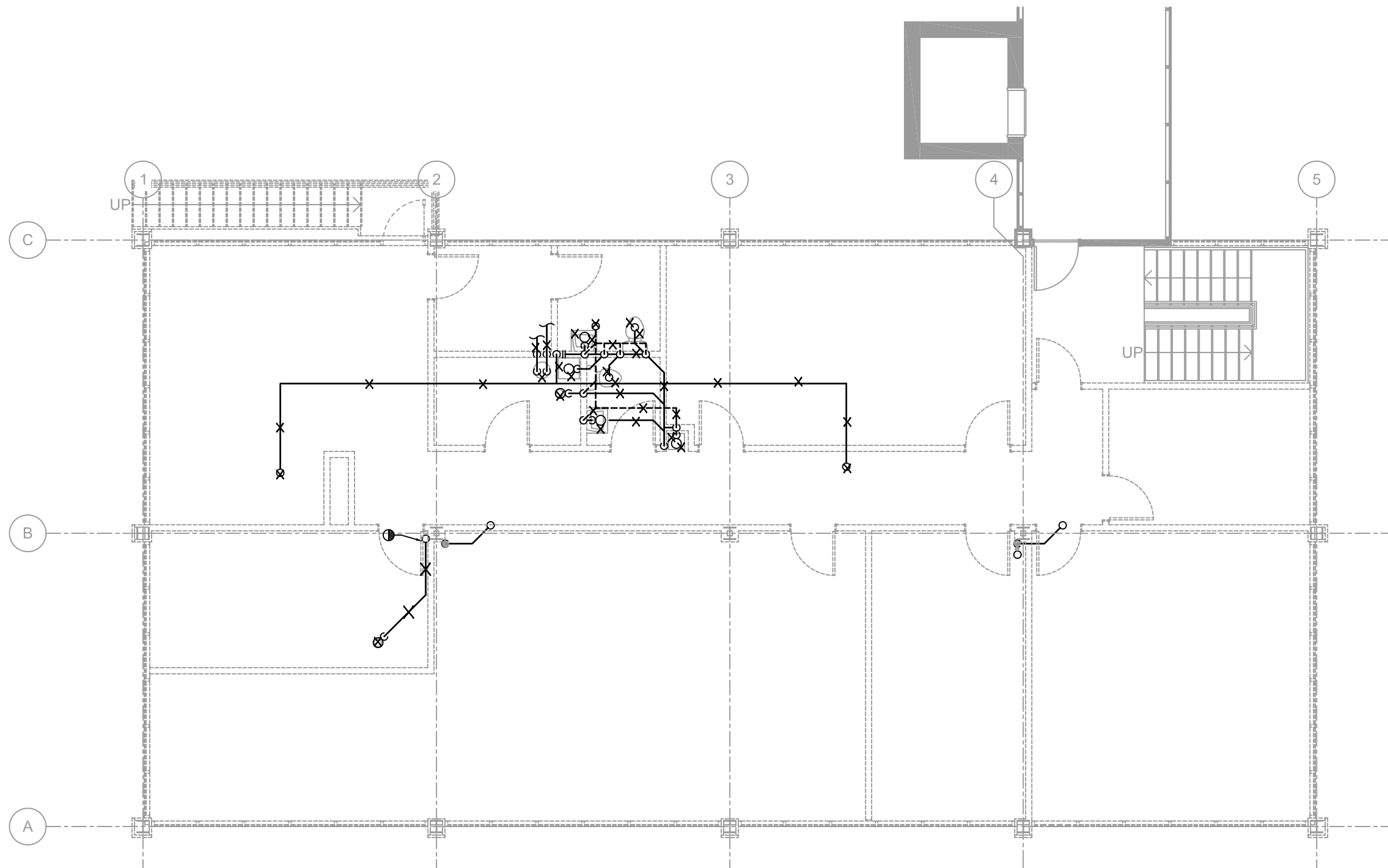
Make3 Project No. 201707 | GT Project No.
May 26, 2017

FIRST FLOOR PLUMBING DEMOLITION PLAN

P101



1075 Brady Avenue NW | 404.876.5510
Atlanta, Georgia 30318 | www.make3arch.com



SECOND FLOOR PLUMBING PLAN - DEMO

SCALE: 1/8" = 1'-0"



ACC NETWORK OPS CENTER
13273 #32 Facilities Admin. Bldg.

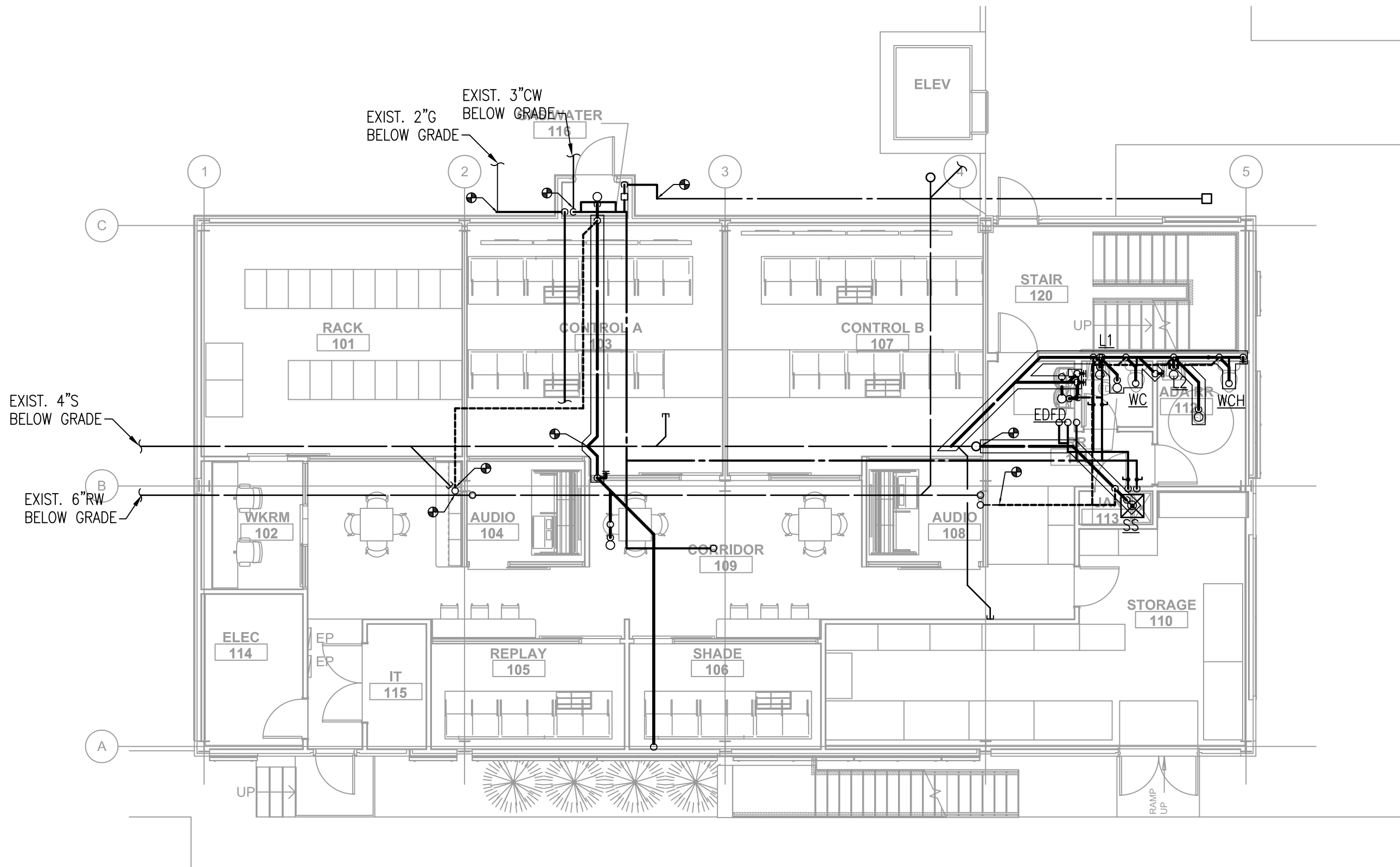
Make3 Project No. 201707 | GT Project No.
May 26, 2017

SECOND FLOOR PLUMBING DEMOLITION PLAN

P102



1075 Brady Avenue NW | 404.876.5510
Atlanta, Georgia 30318 | www.make3arch.com



FIRST FLOOR PLUMBING PLAN - NEW WORK

SCALE: 1/8" = 1'-0"



ACC NETWORK OPS CENTER
13273 #32 Facilities Admin. Bldg.

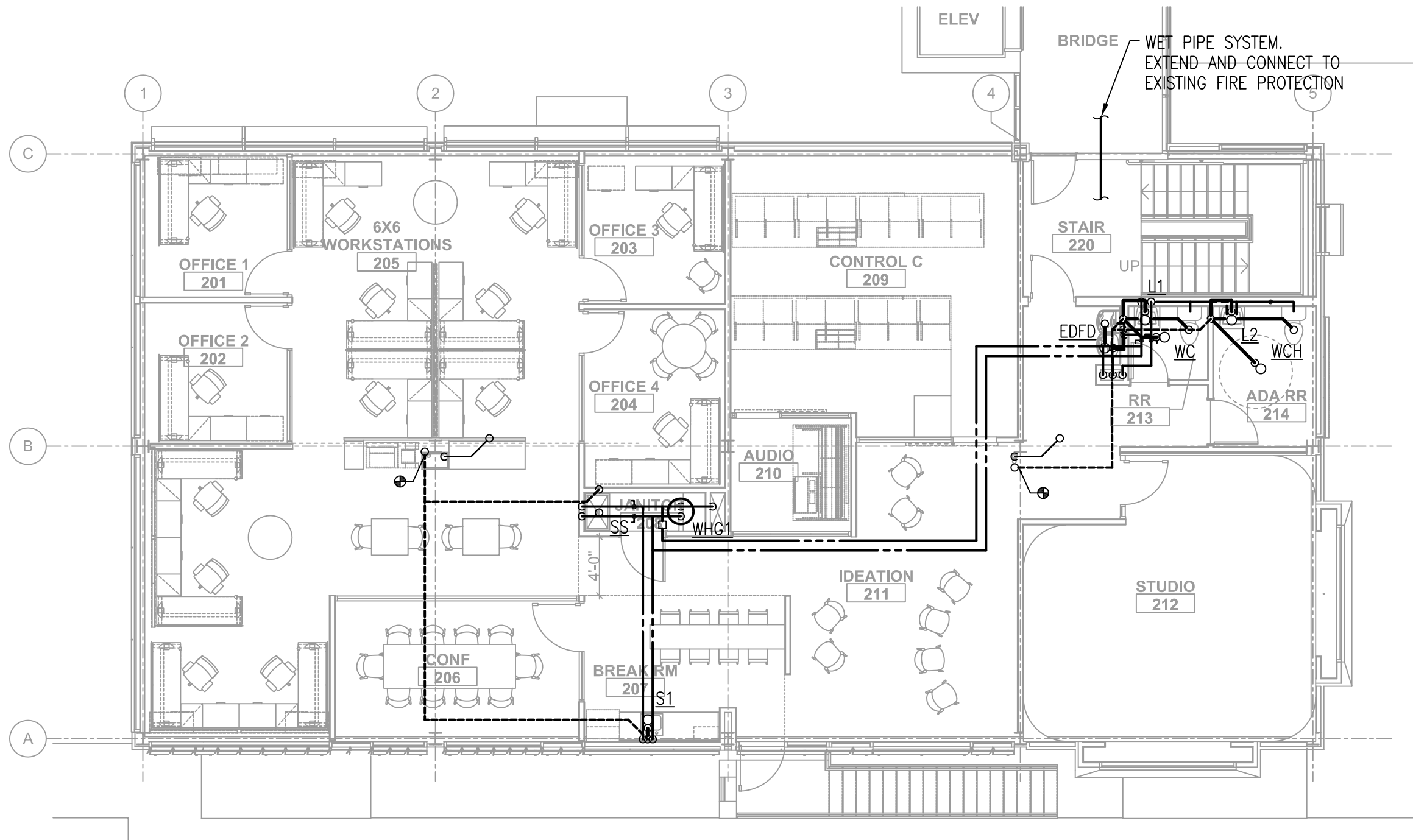
Make3 Project No. 201707 | GT Project No.
May 26, 2017

FIRST FLOOR PLUMBING PLAN

P201



1075 Brady Avenue NW | 404.876.5510
Atlanta, Georgia 30318 | www.make3arch.com



FIRST FLOOR PLUMBING PLAN - NEW WORK

SCALE: 1/8" = 1'-0"



ACC NETWORK OPS CENTER
13273 #32 Facilities Admin. Bldg.

Make3 Project No. 201707 | GT Project No.
May 26, 2017

SECOND FLOOR PLUMBING PLAN

P202



1075 Brady Avenue NW | 404.876.5510
Atlanta, Georgia 30318 | www.make3arch.com